

ISSN.0126-6632

# perkasa

sarawak timber industry development corporation

january-march 2011

quarterly newsletter

Optimum  
Utilisation Of  
**Forest  
Resources**



## Editorial

What 2011 Holds

## contents



## News

- 04 GM's New Year Message
- 05 Positive Outlook For Timber Industry
- 06 Ample Opportunities In Furniture Sector
- 08 CSR
- 09 Basic Botany Course
- 10 Tanjung Manis Poised To Experience Greater Development
- 12 STIDC's Efforts Commended
- 14 STIDC Participated In Invest Malaysia 2011 Forum
- 16 World Forestry Day 2011
- 18 STIDC Toastmasters Club Charter Night

## Feature

- 07 Centre Plugs, Pallet Blocks

## 2010 Market Performance

- 19 January to December 2010

## Trade Statistics, Sarawak

- 22 January to December 2010 | January to December 2009



STIDC website:

[www.sarawaktimber.org.my](http://www.sarawaktimber.org.my)


## EDITORIAL TEAM

**ADVISOR** Datu Haji Sarudu Haji Hoklai  
*General Manager*

**CHIEF EDITOR** Tuan Haji Hashim Haji Bojet  
*Deputy General Manager*

**EDITOR** Sharifah Norolah Binti Wan Ahmad  
*Corporate Affairs Manager*

**WRITER** Norman Botes Noma

**MARKET PERFORMANCE / TRADE  
STATISTICS** Ermi Fariza Rambli



**SARAWAK TIMBER INDUSTRY  
DEVELOPMENT CORPORATION (STIDC)**

Wisma Sumber Alam, Jalan Stadium, Petra Jaya,  
93050 Kuching,  
P.O.Box 194, 93702 Kuching, Sarawak, Malaysia.

Tel: 6082-473000 Fax: 6082-442691  
E-mail: [stidc@pusaka.gov.my](mailto:stidc@pusaka.gov.my)

PERKASA quarterly newsletter is published by Sarawak Timber Industry Development Corporation (STIDC). All rights reserved. No part of this publication may be reproduced in any form without prior consent of the Publisher.

The title "PERKASA", its logo and contents remain the property of the Publisher. Opinions expressed by advertiser are not necessarily of the Publisher or Editor



# editorial

## What 2011 holds

**I**t's New Year. It is therefore timely to enlighten the readers on what 2011 holds in playing our role as the leader and catalyst of the timber industry in Sarawak besides helping this industry gain new momentum.

At home, we will continue to promote Sustainable Forest Management and monitor the implementation of Log Quota Policy to ensure sustainable supply of raw materials for local processing. Besides monitoring the production of timber from natural forests, STIDC will continue to embark on planted forest establishment through smart partnership with the private sector in order to ensure optimum utilisation of timber from planted forests for downstream processing. In ensuring that the timber activities are carried out orderly, we will always monitor the industry and intensify our enforcement activities with the help of the related enforcement agencies. This is in addition to our routine activities

such as company registration and timber grading. In keeping abreast with the latest trends continuous visits will be organised to the existing and potential markets to boost the export of timber and timber products.

At the global stage, consistent efforts will be made in addressing issues related to the overall development of the timber industry. This is to ensure that this sector remain vibrant. Concerns raised by NGOs on environment, social, timber certification, Chain-of-Custody and legality status will also be addressed through meetings and dialogues with our international counterparts. In line with this, we are committed to support the Malaysian Timber Council's annual event and familiarisation visit to Sarawak so as to provide first hand information on the timber sector in the State.

Surge in demands for timber and timber products from the global market coupled with the global economic recovery bring hope for a promising future in the timber sector. In 2010, the export value of the said commodities grew by 8% to RM7.2 billion compared with RM6.7 billion in the previous year. It is hoped that the industry would sustain this momentum and continue to forge ahead to remain resilient.



**A**s we usher the New Year, I would like to take this golden opportunity to thank the staff for their continuous commitment and dedication in executing their daily duties and responsibilities. Through such spirit STIDC was able to play its role effectively as the leader and catalyst of the timber industry in Sarawak.

# GM's NEW YEAR MESSAGE

Datu Haji Sarudu Haji Hoklai

Normally at this time of the year people would set their New Year resolution. For us, our resolution is to enhance efficiency in our work processes which still have ample rooms for improvement.

Towards that end, we will focus our fullest attention on restructuring exercise in order to enhance our delivery system for customers' satisfaction. It is hoped that everyone would try their best to ensure the success of this objective.

I would also like to remind the staff to enhance their productivity and remain prudent in order to balance the income and expenditure. This is imperative to ensure the smooth running of our daily operations.

Similarly, I wish to urge the subsidiaries to work with STIDC as partner and strive to increase revenue. Together we can achieve our goal in helping the industry to gain new height.

With the projected economic growth of 7%, 2011 promises a bright future for business sectors including the timber industry. The year of the rabbit is also projected to be competitive and aggressive for business sectors.





# POSITIVE OUTLOOK FOR TIMBER INDUSTRY

Over the years, the timber sector contributes significantly to Sarawak's economy. In 2010, it generated RM7.2 billion to the state's revenue compared with RM6.7 billion in 2009. This represented a growth of 8%. 47,200 employment opportunities were also provided for both local and foreign workers. This reflected a positive trend in business sectors including the timber fraternity following the global economic recovery.

In 2010 the timber sector generated RM 7.2 billion to the state's revenue and 47,200 employment opportunities

Despite improvement in the global economy industry players must continue to brace for stiffer competition and always ready to face challenges and market uncertainties. Efforts must be concerted in terms of marketing strategies as well as product quality and diversification.

STIDC being the leader and catalyst of the timber industry in Sarawak will continue to work closely with the related authorities in tackling trade issues. Priority is also given to government's aspiration to establish one million hectares of planted forest by 2020 to ensure sustainable and alternative supply of raw materials for local processing.

Meanwhile, Sarawak Timber Association (STA) was optimistic that the market outlook for 2011 is better than last year with high demand particularly from emerging market like Japan. This will boost supply although the production was reported low in January 2011.

On soaring fuel prices, STA said it has minimal impact to the industry in view that the price increase was negligible.

Sarawak Bumiputera Furniture Entrepreneurial Association also expressed confidence of positive market outlook for 2011 due to economic recovery and appreciation in Malaysian currency. However, it said that the escalating fuel prices have adverse impact on the industry in view that Sarawak is a large state with less than desired infrastructure. The association hoped that the fuel prices would not increase further as it could push the prices of raw materials.

A prominent sawn timber exporter in Sarawak described the current market situation as stable due to shortage in supply

which pushed the prices of commodities up. This trend will change once the supply goes up, the prices will drop, he said.

On spiraling fuel prices, he said it led to increase in costs of operation. However, the company will find ways to minimise cost.

A renowned plywood manufacturer and exporter pointed out that the 2011 market outlook is good in view that the global economy is picking up particularly the USA and Japan. Australia which was hit by flood is poised to place new order to rebuild their premises.

According to him, logging companies consume much fuel. Therefore, an increase in fuel prices will definitely lead to escalating cost of operation. He hoped that fuel prices would not increase further in order not to jeopardise the industry.

## SUMMARY

- Industry players must continue to brace for stiffer competition and always ready to face challenges and market uncertainties.
- Efforts must be concerted in term of marketing strategies as well as product quality and diversification.
- STIDC being the leader and catalyst of the timber industry in Sarawak will continue to work closely with the related authorities in tackling trade issues.



# AMPLE OPPORTUNITIES IN FURNITURE SECTOR

Industry players must brace for a more competitive environment



Once again furniture importers and exporters from across the globe descend together to various furniture shows to view and showcase the latest furniture designs, tastes and trends. In Malaysia two grand furniture shows were held simultaneously. The Malaysian International Furniture Fair (MIFF) 2011 took place on 1<sup>st</sup> – 5<sup>th</sup> March 2011 at Putra World Trade Centre and Kuala Lumpur Convention Centre. Export Furniture Exhibition, Malaysia (EFE) on the other hand was held on 3<sup>rd</sup> – 7<sup>th</sup> March 2011 at Malaysia Agro Exposition Park, Serdang, Selangor (MAEPS).

The Malaysian International Furniture Fair 2011 has concluded after hosting more than 6,000 overseas buyers from over 140 countries, with an estimated potential sales of over US\$800 million negotiated during the five-day show.

Some 500 exhibitors showcased their furniture covering all spectrum of the value-chain said MFF Sendirian Berhad, organiser of the leading furniture trade show in Asia.

"More importantly, we also saw some new buyers, for the first time they came here from far way countries, like those from Suriname and Seychelles Island," he added.

The visitors were from China, South Korea, Japan, Singapore, Hong Kong, Taiwan, Indonesia, the Netherlands, Myanmar, the United States, Australia, the Middle East and African countries.

The 7<sup>th</sup> edition of EFE series, which drew its curtains on 3<sup>rd</sup> March 2011 was a resounding success which attracted more than 11,000 buyers from across the globe,

including various trade delegations and buying groups that converged at MAEPS, the state-of-the-art exhibitions venue of EFE. Despite global uncertainties and discouraging economic climates, it was a very successful show for exhibitors and buyers alike.

EFE was considered the best and most complete exhibits of furniture and accessories from the top manufacturers of Malaysia and around the world who came together with their best prices in the five days event.

These must visit furniture shows offered golden opportunities for furniture buyers to expand their list of suppliers and for manufacturers to look for new markets.

As usual, STIDC participated in both MIFF and EFE by opening information booths featuring its functions, vision and mission as well as the overview of the timber industry in Sarawak.

Overwhelming trade enquiries were received from both local and foreign visitors, proving the essence of maintaining our presence in these must visit events to keep them abreast on Sarawak's timber and timber products.

There are ample opportunities for the furniture sector to secure a larger market share. Therefore, it is imperative for the industry players to brace for a more competitive environment by upgrading capabilities and creating an overall impact on the industry. More importantly they must invest more in research and development to improve the designs and innovations of their products.

## SUMMARY

- These must visit furniture shows offered golden opportunities for furniture buyers to expand their list of suppliers and for manufacturers to look for new markets.
- Overwhelming trade enquiries were received from both local and foreign visitors.
- Ample opportunities for furniture sector to secure a larger market share.





# CENTRE PLUGS, PALLET BLOCKS

Innovation hallmark to optimum utilisation of forest resources and products diversification

Innovation is the hallmark to optimum utilization of forest resources and products diversification in ensuring that nothing goes to waste. Technological advancement has resulted in the transformation of wood residues into environmental friendly products such as compression-moulded centre plugs and pallet blocks.

To produce compression-moulded centre plugs and pallet blocks, impurities like barks, metal, plastic and pebbles are removed from the woods. The woods are hammered into uniform size particles. The homogeneous wood particles are dried and mixed in a correct proportion with adhesive and wax.

Top priority is given to ensure that adhesives used in the production line poses no hazard to environment, people and goods. The formaldehyde emission tested using the perforator method was within the E1 permissible level or not exceeding 4-6 mg /100 mg.

The wood particles bonded with urea formaldehyde are mould-compressed at high pressure and temperature. The centre plugs are high wear resistance with reliable dimensional stability. The smooth plug surfaces make it even possible to inscribe product labeling easily.

High emphasis is given to products quality to meet the customers' requirement. The diameter tolerance for centre plugs is  $\pm 0, 2$  mm from the nominal dimension.

The strength of a plug is linearly correlated to the composition density of the plugs. Therefore, the plug density is continuously controlled by weighing the glue-wax mixture before pressing process to minimise weight and strength variation.

Plugs of different dimensions were tested to obtain the compressive strength.

Length (mm)	Width (mm)	Height (mm)
76	30	25
77	30	25
77.5	30	25
78	30	25
77	40	25
78	40	25
101	40	25
102.5	30	25
102.5	40	25
153	40	25

Compressive strength and nail withdrawal capacity ration of a pallet block is proportionate to its density. The nail holding capacity improved with the density of the blocks. A weighing scale is used to consistency control the density of each pallet block before the pressing process.

Both round and square pallet block are produced. The only 75 mm diameter by 90 mm height round blocks are mainly for disposable pallets.

This innovative product has put wood residues into good use which in turn optimise utilisation of wood resources. Therefore, this product contributes to good wood residues management practices in the industry.



In Sarawak, compression-moulded centre plugs and pallet blocks are manufactured by Polima Compressed Wood Bintulu Sendirian Berhad. For inquiry, please log-on to [polima@streamyx.com](mailto:polima@streamyx.com).

## SUMMARY

- Top priority is given to ensure that adhesives used in the production line poses no hazard to environment, people and goods.
- This innovative product has put wood residues into good use which in turn optimise utilisation of wood resources.





# CSR

## Kampung Darul Ehsan Benefited From STIDC CSR



- Datu Haji Sarudu Haji Hoklai (2<sup>nd</sup> left) handing over the equipment for Masjid Darul Ehsan to Mr. Roslee bin Abdullah (right) while STIDC Deputy General Manager, Haji Hashim Bojet (2<sup>nd</sup> right) looks on.

### SUMMARY

- STIDC's commitment to Corporate Social Responsibility (CSR) is an integral part of its corporate culture.
- Through this programme STIDC helps to channel the assistance in ensuring that the recipients carry their activities smoothly and achieve their objectives.
- Besides being a manifestation of a caring spirit, this programme also provides a platform to foster closer rapport among the villagers and STIDC staff.

STIDC's commitment to Corporate Social Responsibility (CSR) is an integral part of its corporate culture. Supported by the Surau Committee and Recreational Club, the Corporation carried its CSR programmes in giving back to the communities.

On 29<sup>th</sup> December 2010, the programme was carried out at Kampung Darul Ehsan, Rayang, Padawan where STIDC donated study materials to St. James' School children and equipments to Darul Ehsan Mosque. A laptop was also donated to the Village Development and Security Committees.

In his address, STIDC General Manager, Datu Haji Sarudu Haji Hoklai said, through this programme STIDC helps to channel the assistance in ensuring that the recipients carry their activities smoothly and achieve their objectives. He hoped that this programme would continue for the benefit of the communities.

Meanwhile, the village headman, Mr. Roslee bin Abdullah commended STIDC for selecting his village as the programme beneficiary. "Besides being a manifestation of a caring spirit, this programme also provides a platform to foster closer rapport among the villagers and STIDC staff. It is hoped that this programme would continue for common good", he said.



- Datu Haji Sarudu Haji Hoklai (2<sup>nd</sup> right) handing over study materials to St. James' School children. Also seen is his Deputy, Haji Hashim Bojet (right).



# BASIC BOTANY COURSE

Trainings to meet the needs of the timber industry in Sarawak

## SUMMARY

- STIDC is committed to organising trainings in order to provide technical advisory services to the industry.
- Short term courses related to grading of sawn-timber, kiln dry plant and forklift operation are in the pipeline.
- It is hoped that the participants would apply the knowledge and skills acquired through this course in their daily duties and responsibilities

- Basic Botany practical course in progress.

Since 1980, trainings on forestry and logging were conducted by STIDC at Bintulu Logging School to develop the skills of the timber industry workers on hill logging. Efforts were also made by Sarawak Timber Association in conducting botany courses since 2008.

Besides providing trainings for the timber industry workers the Corporation is also committed to doing the same for its staff in order to equip them to provide technical advisory services to the industry.

Due to steady demand, basic botany course was conducted by STIDC on 23<sup>rd</sup> – 28<sup>th</sup> January 2011 in Bintulu, Sarawak. The course among others aimed



- STIDC Assistant General Manager (Resource Development), Mr. Edmund Daging Mangku (4<sup>th</sup> left) together with the course facilitators and participants.

to enhance the knowledge and skills of the participants on tree and timber identification as well as on methods to classify trees in Sarawak. Identification and classification of trees was done based on strata formation, leave form and arrangement, types of bark, buttress classes, latex and colours, and resin. The course was attended by STIDC timber graders and economic affairs assistants.

Short term courses related to grading of sawn-timber, kiln dry plant and forklift operation are in the pipeline. STIDC also aspires to co-operate with the related agencies as well as industry players in ensuring the success of these courses.

It is hoped that the participants would apply the knowledge and skills acquired through this course in their daily duties and responsibilities particularly those dealing with processing and export of timber in Sarawak.







# TANJUNG MANIS POISED TO EXPERIENCE GREATER DEVELOPMENT

**RM51 million to upgrade infrastructure**

- The Honourable Datuk Amar Haji Awang Tengah Ali Hassan (centre) together with other VIPs cutting the Tanjung Manis anniversary cake.



- Datu Haji Sarudu Haji Hoklai (centre) presenting a mock cheque to one of the winners of futsal competition.

**11**<sup>th</sup> March 2011 marked the 21<sup>st</sup> anniversary of Tanjung Manis New Township. This year's celebration was graced by the Honourable Datuk Amar Haji Awang Tengah Ali Hassan, Minister of Planning and Resource Management II & Minister of Public Utilities, Sarawak cum STIDC Chairman.

In his address, the minister said, before 1990 not many people knew about Tanjung Manis due to the fact that the area was nothing more than just a peat swamp mangrove forest. However, owing to its strategic location, the State Government of Sarawak under the present Chief Minister, the Right Honourable Pehin Sri Haji Abdul Taib Mahmud had realised the economic potential of Tanjung Manis which must be tapped for mutual benefit.

In 1984, STIDC had engaged a Canadian Consultant, H.A. Simons to conduct a study on Rajang Masterplan. Subsequently, Tanjung Manis was identified as the Timber Processing Zone. The official declaration of Tanjung Manis Timber Processing Zone was made on 11<sup>th</sup> March 1990 by the Right Honourable Pehin Sri Haji Abdul Taib Mahmud.

The global economic situation in 1997 had changed the economic landscape of Tanjung Manis from a mere wood-based sector into other fields such as deep-sea fishing, shipbuilding, eco-tourism, agriculture, aquaculture and many more. Since then foreign investments started to pour in. Infrastructure and public facilities were also developed such as roads,



bridges, port, express terminal, airport, commercial centre, administrative centre as well as electricity and water supply.

According to the minister, after 21 years, Tanjung Manis is poised to experience greater development through the State Government's effort to develop the Tanjung Manis Halal Hub. Concerted efforts were made to ensure the success of this halal hub including promoting it at the global arena. The promotion had successfully brought in RM650 million new investments from Abu Dhabi.

The halal hub is also set to receive RM10 billion worth of new investments in five years. In tandem with this, the Federal Government had approved RM51 million to upgrade infrastructure in Tanjung Manis. Undoubtedly, this will generate positive spin-off effects to the locals in terms of employment and business opportunities.

"It is therefore imperative for parents to prepare their children particularly in terms of education in order to grab the opportunities" the minister said.

He hoped that STIDC would continue to organise this event to keep the locals abreast on the latest developments in this area. This augurs well with the government's development agenda to eradicate poverty and to attain a developed status for Sarawak by 2030.

Among the activities carried out in conjunction with this year's celebration were community sports, religious talk, traditional food cooking competition, fishing competition and "Kain Songket" competition.



- Ceramah agama (religious talk) in progress.

- "Kain Songket" competition in progress.



- Traditional food cooking competition in progress.

## SUMMARY

- Concerted efforts were made to ensure the success of Tanjung Manis Halal Hub including promoting it at the global arena.
- This halal hub is set to receive RM10 billion worth of new investments in five years.
- It is imperative for parents to prepare their children particularly in terms of education in order to grab the opportunities.



- Community sports.



# STIDC's EFFORTS COMMENDED

STIDC continues its efforts in organising the annual Tanjung Manis Day celebration

**B**elawai Assemblyman, the Honourable Datuk Haji Hamden Haji Ahmad commended STIDC for its continuous efforts in organising the annual Tanjung Manis Day celebration. According to him, through this celebration the locals

could acquire the latest information on the overall development in Tanjung Manis. The celebration also aimed at encouraging the active participation of the locals in the development of Tanjung Manis. This year's celebration was held on 11<sup>th</sup> March 2011.



• Aerial view of Tanjung Manis.





- Tanjung Manis Wood-Based Training Centre.

The Assemblyman also highlighted that over the last 21 years, Tanjung Manis had undergone tremendous development from a mere peat swamp forest into what it is today. Presently, Tanjung Manis is equipped with good infrastructure and public facilities such as roads, bridges, airport, express terminal, deep-sea fishing industrial complex, commercial centre, administrative centre, electricity and water supply and many more.

Tanjung Manis is poised to experience greater development with the establishment of Tanjung Manis Halal Hub. New projects are in the pipeline under this halal hub such as Research and Development Complex, tilapia organic fish rearing, chlorella (phase 1) rearing, bio-tech prawn breeding, and bio-tech fertilizer factory. In view of this, the government had invested RM1.3 billion in Tanjung Manis to modernise the infrastructure and to entice foreign investors. It is therefore vital for the locals to prepare themselves in order to grab this golden opportunity.



- Deep-sea Fishing Industrial Complex, Tanjung Manis.

## SUMMARY

- Through this celebration the locals could acquire the latest information on the overall development in Tanjung Manis.
- Over the last 21 years, Tanjung Manis had undergone tremendous development from a mere peat swamp forest into what it is today.
- Tanjung Manis is poised to experience greater development with the establishment of Tanjung Manis Halal Hub.



STIDC was tasked by the State Government of Sarawak to oversee the overall development of Tanjung Manis. In line with this, STIDC plays its pivotal role in providing the infrastructure in ensuring the success of this project.

- Tanjung Manis Airport.



# STIDC PARTICIPATED IN INVEST MALAYSIA 2011 FORUM

In line with its role in overseeing and in providing infrastructure for Tanjung Manis Halal Hub



**S**TIDC participated in the Invest Malaysia 2011 Forum in Abu Dhabi through Sarawak's inaugural investment mission from 27<sup>th</sup> January – 3<sup>rd</sup> February 2011. This was in line with its role in overseeing and in providing infrastructure for Tanjung Manis Halal Hub. Sarawak's delegation was led by the Chief Minister, the Right Honourable Pehin Sri Haji Abdul Taib

Mahmud who expressed hope that Tanjung Manis Halal Hub would serve as a platform to entice more Middle East investors to the state.

Invest Malaysia 2011 was attended by hundreds of Gulf businessmen representing 200 companies, sovereign wealth fund companies and government agencies. The participants included Mubadala

Development Company, Aabar Investment, Al Ghurair Group, Abu Dhabi National Oil Corporation, Al Futtain Group, Emirates Aluminium Company and others.

The Sarawak investment mission was the first in the Middle East to woo investors from the Gulf Cooperation Council (GCC) countries. GCC comprises the United Arab





Emirates (UAE), Saudi Arabia, Qatar, Kuwait, Bahrain and Oman.

Tanjung Manis Halal Hub Executive Chairman and Tanjung Manis Member of Parliament, the Honourable Datuk Hajjah Norah Tun Abdul Rahman who was a member of the delegation said, the mission saw the signing of three Memorandum of Understanding (MoU) worth RM650 million investments.



Tanjung Manis Halal Hub is a component of Sarawak Corridor of Renewable Energy (SCORE) to be developed into the largest halal hub in Malaysia. The 77,000 hectares is an ideal investment destination for agriculture, aquaculture, food processing, bio-technology and horticulture.

Tanjung Manis Halal Hub is poised to be one of the most advanced halal hubs in the world due to its connectivity, technology industry components, green concept and the recent upgrading of logistic including port and aviation infrastructure.

SCORE is a major initiative undertaken to accelerate the growth of Sarawak central region. It is also to transform Sarawak into a developed state by 2030.

So far, the Federal and State Governments had invested more than RM1 billion to develop and upgrade public network and infrastructure in Tanjung Manis.

Overwhelming response were received from potential investors including those from Saudi Arabia and Dubai particularly on halal hub and food security due to abundant of cheap energy in Sarawak.



- STIDC General Manager, Datu Haji Sarudu Haji Hoklai (left) briefing the investor on Tanjung Manis Halal Hub Master Plan.



- Minister of Planning & Resource Management II and Minister of Public Utilities of Sarawak cum STIDC Chairman, the Honourable Datuk Amar Haji Awang Tengah Ali Hassan (3<sup>rd</sup> left) and Tanjung Manis Halal Hub Executive Chairman and Tanjung Manis Member of Parliament, the Honourable Datuk Hajjah Norah Tun Abdul Rahman (2<sup>nd</sup> right) together with other VIPs at the opening of the Invest Malaysia 2011 Forum.

Dr. Fawaz Al Alamy, advisor to Saudi Government agencies and private sector disclosed that he discussed various issues with the Chief Minister of Sarawak including the investment climate and how to enhance the existing good bilateral relation between both countries.

Perigon Advisory WLL managing partner Adeeb Ahmad described Tanjung Manis Halal Hub as a unique and timely initiative considering that food security was a global issue that needed the highest level of attention by all stakeholders, especially those in the Organisation of the Islamic Conference.

Perigon, a company poised to launch a unique initiative – a RM3 billion food and agribusiness fund with the objective of promoting food security as well as generating commercial returns for its

investors – signed an MoU with Tanjung Manis Food and Industrial Park Sendirian Berhad during the mission.

Adeeb Ahmad said Perigon's decision to collaborate with Tanjung Manis Food and Industrial Park Sendirian Berhad was based on strategic reasons, against the backdrop of Sarawak's natural resources.

Minister of Planning & Resource Management II and Minister of Public Utilities of Sarawak cum STIDC Chairman, the Honourable Datuk Amar Haji Awang Tengah Ali Hassan and STIDC General Manager, Datu Haji Sarudu Haji Hoklai were among the participants from Sarawak.

## SUMMARY

- Tanjung Manis Halal Hub to be developed into the largest halal hub in Malaysia.
- The government had invested more than RM1 billion to develop and upgrade public network and infrastructure in Tanjung Manis.
- Overwhelming response were received from potential investors including those from Saudi Arabia and Dubai.





# WORLD FORESTRY DAY 2011

## Forests For The Community

**F**orests continue to play important roles in our lives. Apart from providing shelters, food, medicine and clean water forests help to stabilise the climate and environment. Acknowledging the importance of forests, the forestry fraternity in Sarawak had never failed to join the global communities in celebrating the World Forestry Day. This year's State-level World Forestry Day was held on 22<sup>nd</sup> March 2011 at Similajau National Park, Bintulu. The celebration was officiated by the Honourable Datuk Amar Haji Awang Tengah Ali Hassan, Minister of Planning and Resource Management II and Minister of Public Utilities, Sarawak. Jointly organised by the Ministry of Planning and Resource Management, Sarawak Forest Department, STIDC, Harwood Timber Sendirian Berhad, Sarawak Planted Forest Sendirian Berhad and Sarawak Timber Association, it carried a theme "Forest For The Community". The theme aimed at enhancing the awareness and active participation of the community in rehabilitating, developing and managing the forests in Sarawak.

This year's celebration coincides with the proclamation of 2011 as the year of International Forest at the 9<sup>th</sup> Session of The United Nations Forum on Forest (UNFF9) in New York, last February.

In his address, the Minister highlighted that the government is committed to conserving the environment and had signed more than 170 Multilateral Environment Agreements (MEAs) with other countries. In Sarawak, Sustainable Forest Management (SFM) and Forestry Policy have been in existence since 92 years ago with emphasis on





- The Honourable Datuk Amar Haji Awang Tengah Ali Hassan (middle) officiating the World Forestry Day 2011. Also seen are Haji Ismail bin Haji Mohd. Hanis (left), the Honourable Haji Naroden Majais (2<sup>nd</sup> Left), Datu Haji Len Talif Salleh (3<sup>rd</sup> left), Datu Haji Sarudu Haji Hoklai (right), the Honourable Dr. Stephen Rundi (2<sup>nd</sup> right) and the Honourable Datuk Haji Talib Zulpilip (3<sup>rd</sup> right).

environmental, economic and social aspects. Besides ensuring sustainable forest resources, this policy also helps to generate revenue for the state.

The Minister also called for continuous co-operation between the forestry sector, the community and the enforcement agencies in handling and combating illegal activities in forestry and timber sectors. World Forestry Day is therefore vital in reminding the public to love, protect and conserve the natural heritage.

Meanwhile, Datu Haji Len Talif Salleh, Deputy Permanent Secretary of Ministry of Planning and Resource Management of Sarawak and Director of Sarawak Forest Department cum Chief Executive Officer of Sarawak Forestry Corporation Sendiran Berhad emphasised that the forestry sector continues to intensify its efforts on SFM and Totally Protected Areas (TPAs) to conserve the State bio-diversity. Presently, 4.388 million hectares had been gazetted under Permanent Forest Estates with another 1.162 million hectares still under proposal.

In addition, 0.735 million hectares had been gazetted under TPAs with another 0.656 million hectares still under proposal. More than 123,000 hectares had also been planted with over 136 million tree seedlings in Bintulu Division, Sarawak.

Datu Haji Len added that collaboration with the International Tropical Timber Organization (ITTO) and the local communities had successfully implemented several community based projects on handicraft, agriculture, fish rearing and tree planting. Besides, they also helped the Penans in acquiring their identity cards as well as in supplying clean water and in building suspension bridge at Ba' Medamot.

Various activities were carried out in conjunction with this celebration. Among them were tree planting, wood-caving show, community service initiative exhibition, forest fire control demonstration and visits to Gemilang and PERPIKAT Rehabilitation centers. Similajau Customer Service Centre was also declared open on the same day. The RM2.5 million facility is poised to boost the tourism sector in Sarawak. Also present at the function were the Honourable Haji Naroden Majais, Assistant Minister in the Chief Minister's Department (Bumiputera Entrepreneurial Development) and Assistant Minister of Planning and Resource Management of Sarawak, the Honourable Datuk Haji Talib Zulpilip, Assistant Minister of Tourism, the Honourable Dr. Stephen Rundi, Assistant Minister of Public Health and Utilities, Haji Ismail bin Haji Mohd. Hanis, Bintulu Resident, Datu Haji Sarudu HAJI Hoklai, STIDC General Manager as well as heads of government departments and local community leaders.



- Tree planting by the Honourable Datuk Amar Haji Awang Tengah Ali Hassan (2<sup>nd</sup> left) was among the important events held in conjunction with the World Forestry Day 2011.



- The Honourable Datuk Amar Haji Awang Tengah Ali Hassan (right) signing the plaque to declare open the RM2.5 million Similajau Customer Service Centre.

## SUMMARY

- Forests continue to play important roles in our lives.
- The government is committed to conserving the environment.
- World Forestry Day is vital in reminding the public to love, protect and conserve the natural heritage.





# STIDC TOASTMASTERS CLUB CHARTER NIGHT

## Platform to enhance communication and presentation skills as well as delivery system

**S**tate Secretary, Datuk Amar Haji Mohamad Morshidi Abdul Ghani graced the STIDC Toastmasters Club Charter Night on 20<sup>th</sup> December 2010 at a leading hotel in Kuching, Sarawak.

In his address, he said Toastmasters Club provides a platform particularly to the civil servants to enhance communication and presentation skills as well as delivery system.

"Being knowledgeable about products and services is not enough. There is a need to be able to communicate well and confidently. From the perspective of a civil servant, the Toastmasters programme could help sharpen the skills and enhance the confidence to deliver service effectively and

efficiently. It is vital for a sustainable growth of the public service. The government will focus on this as a long-term human resource development programme," he said.

"I strongly believe that Toastmasters can provide the tools that not only enable employees to be effective communicators but also effective leaders. The combination of these two skills when put into practice can create a powerful leadership technique. Communication is most important in order for leaders to appear convincing and credible," he added.

The State Secretary was pleased to note another government agency establishing its own in-house Toastmasters club, saying that it marks another milestone in developing communication in line with the state's mission to be the best in civil service.

"Organisational success greatly depends on communication skills. Employees face endless exchange of ideas and information as they deal with one another and clients day after day. How well they communicate determines how well they grow as industry leaders," he pointed out.

Meanwhile STIDC General Manager, Datu Haji Sarudu Haji Hoklai urged more staff to participate actively in the Toastmasters Club to further improve their skills.

"STIDC believes that Toastmasters is more than just a public speaking programme. It is a platform that provides multiple skills and benefits like promoting better teamwork and leadership skills, effective teaching, increasing employee morale and loyalty and ultimately improving productivity. It is with this in mind that we set up our own in-house club," he said.

According to him, the club members have shown strong commitment and desire towards self-development since its formation in July last year and in view of that, the management was serious and supportive by allocating resources to the club.

Also present at the Charter Night were Deputy State Secretary, Datu Abdul Ghafur Shariff, Ministry of Planning and Resource Management Permanent Secretary, Datu Wan Alwi Dato Sri Wan Hashim, Toastmasters District 87 Governor, Mohd. Ariff Azahari and AZAM Chief Executive Officer, Datu Aloysius Dris.



- State Secretary, Datuk Amar Haji Mohamad Morshidi Abdul Ghani (centre) witnessing the handover of the Charter Certificate from District 87 Governor, Mr. Mohd. Arif Azahari (2<sup>nd</sup> left) to 2010-2011 STIDC Toastmasters Club president, Mdm. Dayang Nena Abang Bruce.

### SUMMARY

- Toastmasters programme could help sharpen the skills and enhance the confidence to deliver service effectively and efficiently.
- Toastmasters can provide the tools that not only enable employees to be effective communicators but also effective leaders.
- Toastmasters is more than just a public speaking programme. It is a platform that provides multiple skills.



# 2010 market performance

**T**he accumulated values of logs and timber products exported in January to December 2010 increased by 9% at RM7.2 billion against that of RM6.6 billion for the corresponding period in 2009. There were increased in volumes of major products such as logs, sawntimber and plywood between 9-14%. Other products like laminated board also show a positive trend which increased by 87%, followed by particleboard (66%), woodchips (7%)

and fibreboard (6%). However, there were respective decrease in the value of block board (88%), dowel (32%), veneer (13%) and moluding (9%).

Plywood remained the major contributor accounting for 52% @ RM3.8 billion, logs (27% @ RM2.0 billion) and sawntimber (11% @ RM807 million) which contributed 91% to the total export value of logs and timber products from the State for the year 2010. (Table 1)





## Logs

The volume of logs exported increased by 4% to 3.9 million m<sup>3</sup> from 3.8 million m<sup>3</sup> and the value increased by 9% to RM2.0 billion from RM1.8 billion for the year 2010 in comparison with similar period of 2009. India remains the number one importer of the State's logs with the purchase of 2.2 million m<sup>3</sup> or 60% of the volume exported valued at RM1.2 billion, followed by China (0.59 million m<sup>3</sup>, RM252 million, Taiwan (0.48 million m<sup>3</sup>, RM230 million), Japan (0.37 million m<sup>3</sup>, RM180 million) and Vietnam (0.18 million m<sup>3</sup>, RM64 million).

Traditional importing countries had increased in volumes of logs purchased for the period in comparison to the previous year with India increased by 1%, China (15%), Taiwan (12%) and Japan (34%). However, export volume of logs to Vietnam decreased by 41%.

Export of logs to India, China, Taiwan, Japan and Vietnam contributed 97% of the total export volume and value of logs respectively for the year 2010 (Table 2)

## Sawn Timber

There was a substantial increase in 2010 by 12% in the export volume of sawntimber to 0.87 million m<sup>3</sup> from 0.78 million m<sup>3</sup> and the value increased by 11% to RM807 million from RM779 million compared to that of similar period in 2009.

As usual, Thailand is still the traditional number one market for the State's sawn timber by purchasing 0.26 million m<sup>3</sup> of the sawn timber with exported value at RM224 million, followed by Middle East (0.17 million m<sup>3</sup>, RM202 million), Taiwan (0.11 million m<sup>3</sup>, RM87 million), Philippines (0.11 million m<sup>3</sup>, RM63 million) and China (0.05 million m<sup>3</sup>, RM47 million).

Export volume of the sawn timber to Thailand increased by 23% compared to similar period of the previous year. This was followed by Taiwan (58%) and Philippines (40%). However, export volume of sawn timber to Middle East and China decreased by 18% and 9% respectively.

Export of sawn timber to Thailand, Middle East, Taiwan, Philippines and China constituted 81% of the overall exported volume and contributed 77% to the overall value of sawn timber for January to December 2010 (Table 3)




## Plywood

Plywood exported from January to December 2010 was at 2.8 million m<sup>3</sup> that was 5% higher than that of 2.6 million m<sup>3</sup> exported during the corresponding period in 2009. Plywood sales at RM3.8 billion contributed 52% to the overall revenue obtained from the total export of logs and timber products for the period, 2010.

Japan remains the number one importer of the States' plywood with purchase of 1.3 million m<sup>3</sup> of the volume exported with total value of RM1.9 billion in 2010, followed by Korea (0.52 million m<sup>3</sup>, RM574 million), Middle East (0.33 million m<sup>3</sup>, RM416 million), Taiwan (0.29 million m<sup>3</sup>, RM367 million) and United States (0.07 million m<sup>3</sup>, RM119 million).

Export volume of the plywood to Japan increased by 5% followed by Middle East (1%), Taiwan (25%) and United States (31%). However, export volume of plywood to Korea decreased by 4% in 2010 compared to the corresponding period in 2009.







Export of plywood to Japan, Korea, Middle East, Taiwan and United States contributed 89% of the total volume and value of plywood respectively for January to December 2010. (Table 4)

## Other Timber

Export value of other timber products which included dowels, mouldings, particle board, laminated veneer lumber, veneer, fibreboard, block board, laminated board, woodchips and other timber product was RM493 million from January to December, 2010, contributed 7% of the overall value of logs and timber products. There was a decrease in exported values of these products by 8% in comparison with similar period in 2009.

There were respective decrease in export volumes of veneer by 16%, dowel (33%), moulding (13%) and block board (90%) from January to December 2010 compared to the corresponding period in 2009. In spite of the overall decrease in export volume there was a marked increase for particleboard (67%), fibreboard (4%) and woodchips (6%). (Table 5 & 6)

## Future Outlook

By the end of December 2010, the average unit prices such as logs, plywood, veneer, dowel, moulding, fibreboard and woodchips remain stable between 1-8% whereas block board was quite encouraging. There were respectively higher in the unit price of blockboard (19%) followed by plywood (8%), logs(5%), veneer (4%), moulding (4%), fibreboard (3%), dowel (1%), woodchips (1%) and particleboard (0.4%). However unit price of laminated board and plywood were lower by 20% and 1% respectively for January to December 2010 compared to that similar period in 2009.

Bad weather conditions and to some extent the impoundment of the Bakun hydroelectric dam continued to have some effects on log supply in Sarawak, pushing prices up. While exporters felt that the shortfall in log supply could push the prices up by at least 30%, some analysts were of the opinion that the shortage was only temporary and would not have

a long-term effect on the prices. However, an analyst says that it is too early to speculate on the log supply situation in the long run as plantation logs maybe utilized to offset the shortage.

Meanwhile, the Sarawak Timber Association expects plywood prices to increase up to 15% in 2011 following a 10% increase in 2010. Due to difficulty in getting raw materials, the currently 35 plywood mills in Sarawak with the total installed capacity of 4.4 million m3/year, have been operating at 70%-80% of the full capacity.

At the same time, demand for logs and timber products from major importer countries would continue to show a positive trend as justified by the volume of export that had increased by 4% to 8.1 million m3 in 2010 from 7.8 million m3 in the previous year, 2009.

Based on analysis and observation, the timber industry is still robust and the future outlook is very promising.





**TABLE 1.** EXPORT SUMMARY OF TIMBER AND TIMBER PRODUCTS FROM SARAWAK

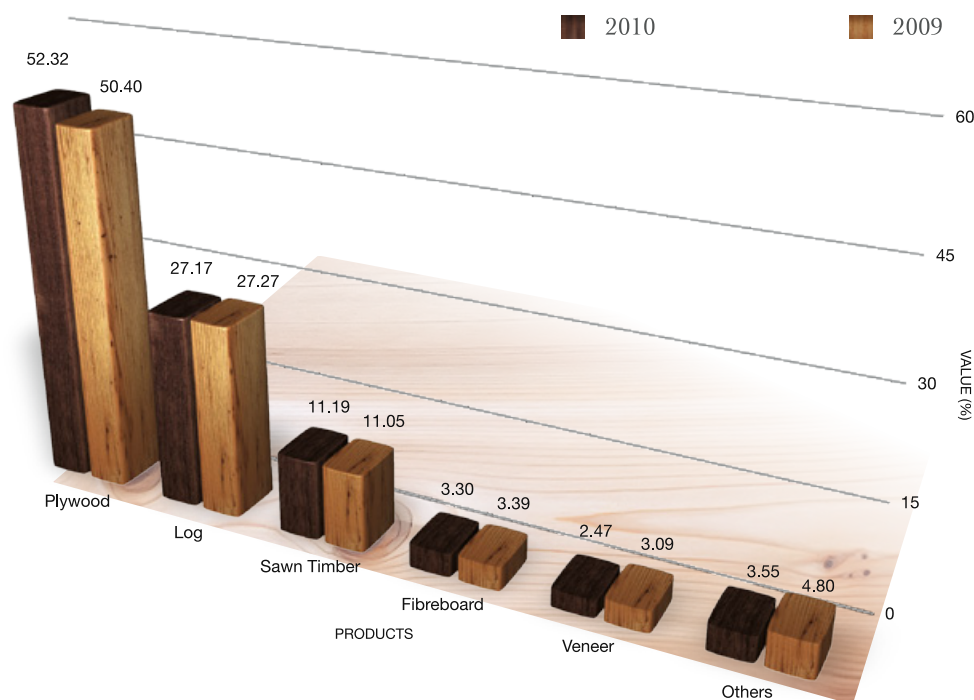
PRODUCTS	2010 January - December			2009 January - December			% Change 2010 / 2009	
	Volume (M <sup>3</sup> )	FOB Value (RM'000)	Value %	Volume (M <sup>3</sup> )	FOB Value (RM'000)	Value %	Volume	Value
LOG	3,938,324	1,958,494	27.17	3,779,686	1,797,023	27.27	4.20	8.99
SAWN TIMBER	873,569	806,954	11.19	779,219	728,512	11.05	12.11	10.77
PLYWOOD	2,756,950	3,771,073	52.32	2,615,892	3,321,795	50.40	5.39	13.53
VENEER	180,898	177,743	2.47	215,098	203,634	3.09	(15.90)	(12.71)
DOWEL	1,581	5,108	0.07	2,364	7,547	0.11	(33.14)	(32.32)
MOULDING	9,195	19,885	0.28	10,484	21,887	0.33	(12.29)	(9.15)
PARTICLEBOARD	84,472	38,454	0.53	50,647	23,157	0.35	66.79	66.06
FIBREBOARD	194,335	238,169	3.30	187,690	223,683	3.39	3.54	6.48
BLOCK BOARD	1,175	1,227	0.02	11,332	9,963	0.15	(89.63)	(87.68)
LAM. BOARD / FLOORING	17,293	36,250	0.50	7,383	19,430	0.29	134.23	86.57
OTHER TIMBER PRODUCTS*	82,625	125,304	1.74	138,413	206,597	3.13	(40.31)	(39.35)
WOODCHIP (TONNE)	209,303	29,506	0.41	197,000	27,483	0.42	6.25	7.36
<b>TOTAL (M3) (RM)</b>	<b>8,140,416</b>	<b>7,208,167</b>	<b>100</b>	<b>7,798,208</b>	<b>6,590,711</b>	<b>100</b>	<b>4.39</b>	<b>9.37</b>

**\*OTHER TIMBER PRODUCTS:**

- Finger jointed
- Railways sleepers
- Laminated Veneer Lumber (LVL)
- Door & door frames
- Laminated beam
- Parquet
- Furniture and furniture parts
- Densified wood
- Wooden pallet
- Wooden fences
- Chopping board
- Wooden pegs & stakes
- Laminated post

**Notes:**

- Fibreboard include MDF and HDF
- Total of volume (m3) does not includes woodchips (tonne)
- Total does not include application/permit to transport goods within the Federation [Customs Declaration Form No.3 (CDF3)]

**EXPORT VALUE OF MAJOR TIMBER & TIMBER PRODUCTS FROM SARAWAK (RM'000) : 2010 / 2009**

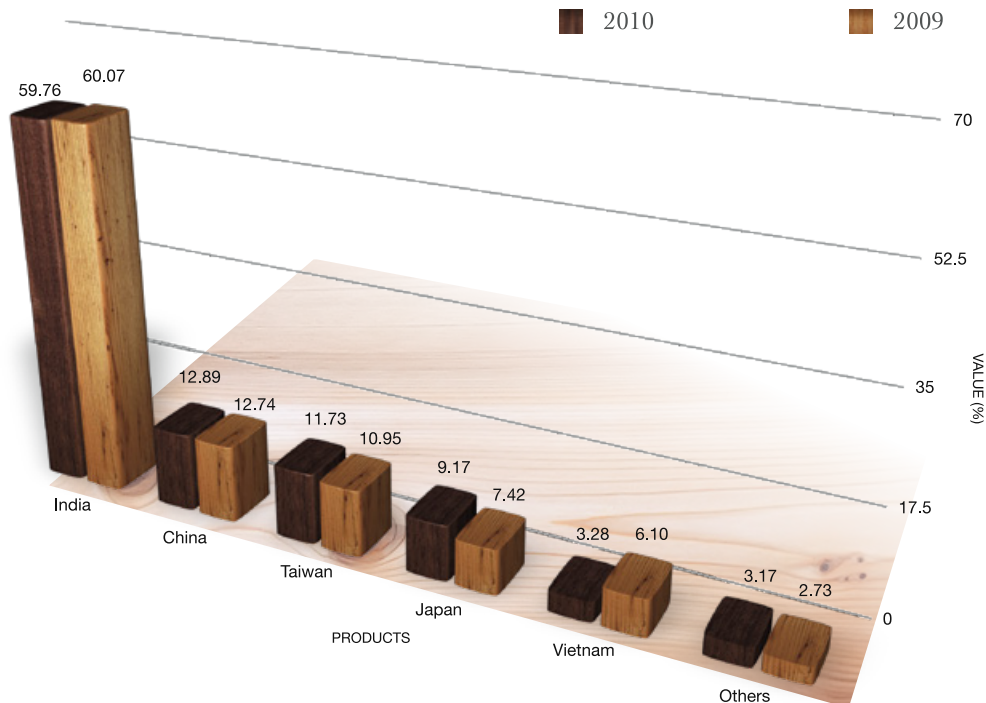


**TABLE 2.** EXPORT OF LOG BY COUNTRY OF DESTINATIONS

DESTINATIONS	2010 January - December			2009 January - December			% Change 2010 / 2009	
	Volume (M <sup>3</sup> )	FOB Value (RM'000)	Value %	Volume (M <sup>3</sup> )	FOB Value (RM'000)	Value %	Volume	Value
INDIA	2,205,150	1,170,379	59.76	2,175,822	1,079,416	60.07	1.35	8.43
CHINA	587,670	252,486	12.89	512,656	228,907	12.74	14.63	10.30
TAIWAN	477,145	229,756	11.73	426,159	196,707	10.95	11.96	16.80
JAPAN	370,285	179,553	9.17	277,084	133,350	7.42	33.64	34.65
VIETNAM	175,478	64,149	3.28	296,843	109,626	6.10	(40.89)	(41.48)
KOREA	73,175	32,621	1.67	65,951	32,130	1.79	10.95	1.53
THAILAND	46,745	26,794	1.37	18,699	12,021	0.67	149.987	122.89
PAKISTAN	2,677	2,756	0.14	5,171	4,528	0.25	(48.23)	(39.13)
PHILIPPINES	-	-	-	1,302	338	0.02	(100.00)	(100.00)
<b>TOTAL</b>	<b>3,938,324</b>	<b>1,958,494</b>	<b>100.00</b>	<b>3,779,686</b>	<b>1,797,023</b>	<b>100.00</b>	<b>4.20</b>	<b>8.99</b>

**EXPORT VALUE OF LOG TO MAJOR DESTINATIONS**

(RM'000) : 2010 / 2009





**TABLE 3.** EXPORT OF SAWN TIMBER BY COUNTRY OF DESTINATIONS

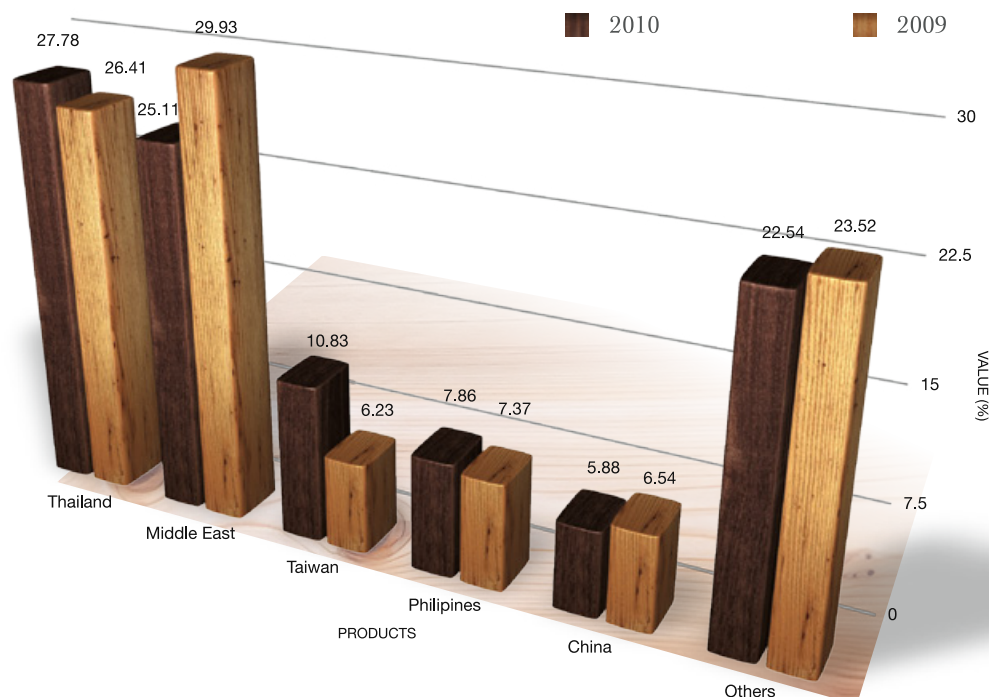
DESTINATIONS	2010 January - December			2009 January - December			% Change 2010 / 2009	
	Volume (M <sup>3</sup> )	FOB Value (RM'000)	Value %	Volume (M <sup>3</sup> )	FOB Value (RM'000)	Value %	Volume	Value
THAILAND	256,917	224,177	27.78	208,484	192,389	26.41	23.23	16.52
MIDDLE EAST	172,724	202,589	25.11	209,440	218,041	29.93	(17.53)	(7.09)
TAIWAN	114,690	87,409	10.83	72,442	45,406	6.23	58.32	92.51
PHILIPPINES	110,626	63,466	7.86	79,254	53,677	7.37	39.58	18.24
CHINA	52,009	47,428	5.88	57,235	47,621	6.54	(9.13)	(0.41)
SINGAPORE	40,885	40,691	5.04	42,365	36,956	5.07	(3.49)	10.11
KOREA	37,820	34,823	4.32	43,119	43,971	6.04	(12.29)	(20.80)
JAPAN	24,673	36,425	4.51	17,219	25,730	3.53	43.29	41.57
SOUTH AFRICA	21,237	23,234	2.88	16,329	18,838	2.59	30.06	23.34
HONG KONG	10,124	9,274	1.15	8,741	9,232	1.27	15.81	0.45
OTHERS*	31,864	37,438	4.64	24,589	36,651	5.03	29.59	2.15
<b>TOTAL</b>	<b>873,569</b>	<b>806,954</b>	<b>100</b>	<b>779,219</b>	<b>728,512</b>	<b>100</b>	<b>12.11</b>	<b>10.77</b>

**\*OTHER DESTINATION:**

- AUSTRALIA
- BELGIUM
- BRUNEI
- FRANCE
- GERMANY
- INDIA
- MALDIVES
- MAURITIUS
- NETHERLANDS
- NEW ZEALAND
- REUNION
- RUSSIA
- SEYCHELLES
- SRI LANKA
- TIMOR LESTE
- UNITED KINGDOM
- UNITED STATES
- VIETNAM
- Within Malaysia (Peninsular or Sabah)

**EXPORT VALUE OF SAWN TIMBER TO MAJOR DESTINATIONS**

(RM'000) : 2010 / 2009





**TABLE 4.** EXPORT OF PLYWOOD BY COUNTRY OF DESTINATIONS

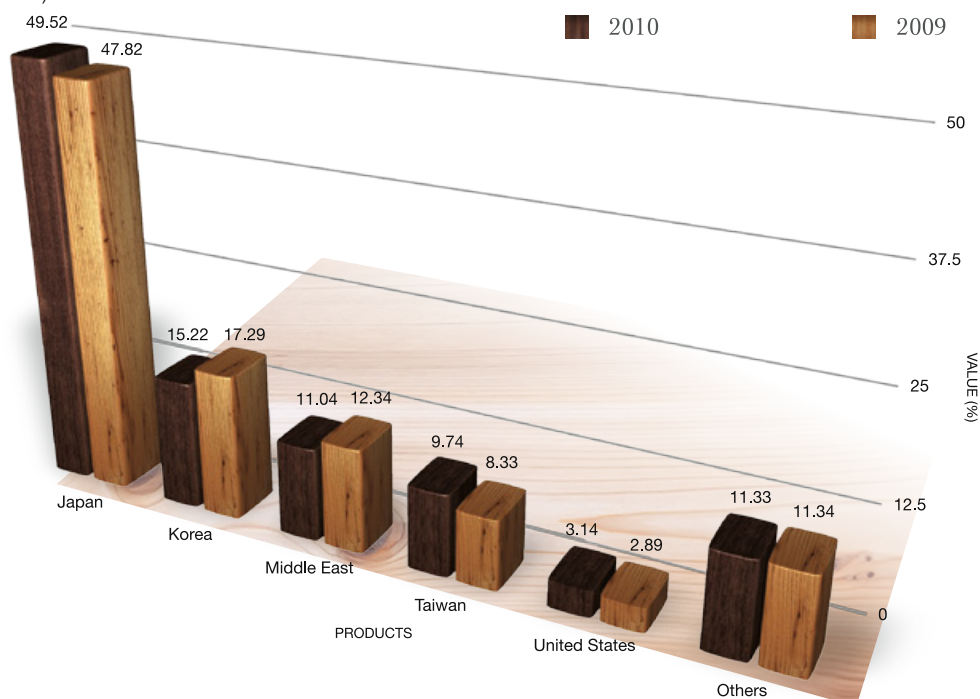
DESTINATIONS	2010 January - December			2009 January - December			% Change 2010 / 2009	
	Volume (M <sup>3</sup> )	FOB Value (RM'000)	Value %	Volume (M <sup>3</sup> )	FOB Value (RM'000)	Value %	Volume	Value
JAPAN	1,256,155	1,867,582	49.52	1,196,982	1,588,499	47.82	4.94	17.57
KOREA	515,295	573,958	15.22	536,395	574,198	17.29	(3.93)	(0.04)
MIDDLE EAST	325,106	416,308	11.04	322,174	409,846	12.34	0.91	1.58
TAIWAN	294,284	367,434	9.74	234,935	276,665	8.33	25.26	32.81
UNITED STATES	68,966	118,502	3.14	52,635	95,839	2.89	31.03	23.65
CHINA	60,285	86,830	2.30	36,570	53,520	1.61	64.85	62.24
PHILIPPINES	55,541	80,856	2.14	46,555	55,854	1.68	19.30	44.76
HONG KONG	50,109	63,714	1.69	76,820	95,969	2.89	(34.77)	(33.61)
AUSTRALIA	31,031	59,388	1.57	25,482	48,569	1.46	21.78	22.28
SINGAPORE	25,349	29,412	0.78	29,455	36,910	1.11	(13.94)	(20.31)
OTHERS*	74,828	107,089	2.84	57,890	85,926	2.59	29.26	24.63
<b>TOTAL</b>	<b>2,756,950</b>	<b>3,771,073</b>	<b>100</b>	<b>2,615,892</b>	<b>3,321,795</b>	<b>100</b>	<b>5.39</b>	<b>13.53</b>

**\*OTHER DESTINATION:**

- BRUNEI
- CANADA
- CHILE
- COTE D'IVOIRE
- INDIA
- INDONESIA
- LIBERIA
- MALDIVES
- MAURITIUS
- MEXICO
- NETHERLANDS
- NEW ZEALAND
- RUSSIA
- SEYCHELLES
- SINGAPORE
- SOUTH AFRICA
- SRI LANKA
- TANZANIA
- THAILAND
- VIETNAM
- Within Malaysia (Peninsular or Sabah)

**EXPORT VALUE OF PLYWOOD TO MAJOR DESTINATIONS**

(RM'000) : 2010 / 2009





**TABLE 5.** EXPORT OF VENEER BY COUNTRY OF DESTINATIONS

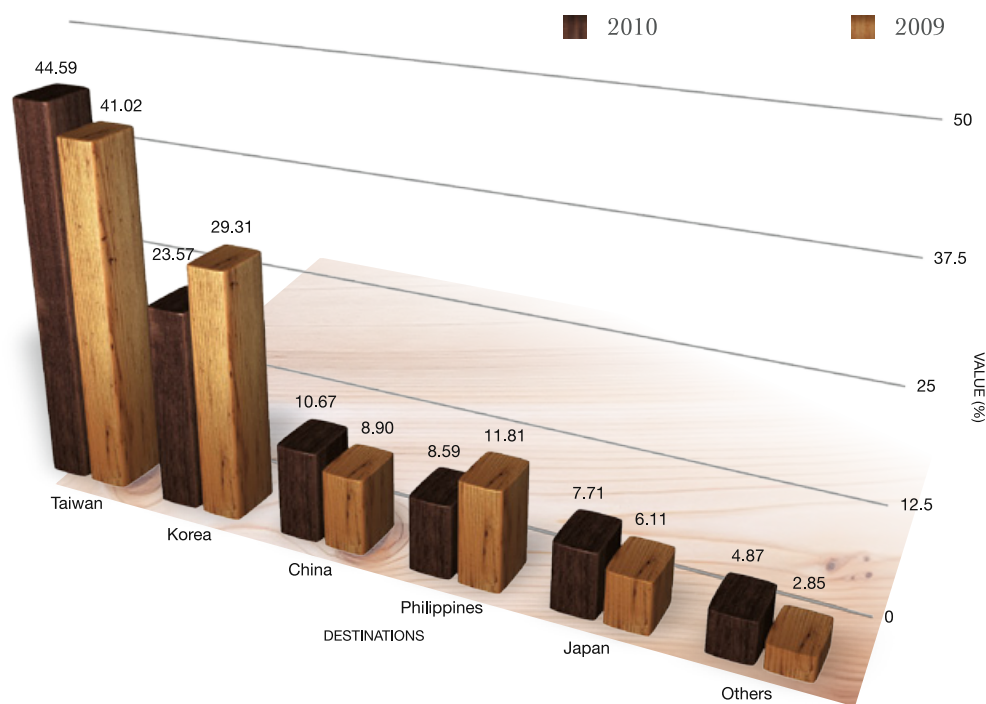
DESTINATIONS	2010 January - December			2009 January - December			% Change 2010 / 2009	
	Volume (M <sup>3</sup> )	FOB Value (RM'000)	Value %	Volume (M <sup>3</sup> )	FOB Value (RM'000)	Value %	Volume	Value
TAIWAN	83,922	79,257	44.59	84,045	83,530	41.02	(0.15)	(5.12)
KOREA	47,516	41,891	23.57	74,898	59,693	29.31	(36.56)	(29.82)
CHINA	23,570	18,972	10.67	25,065	18,116	8.90	(5.97)	4.73
PHILIPPINES	13,117	15,264	8.59	19,660	24,057	11.81	(33.28)	(36.55)
JAPAN	8,620	13,698	7.71	8,061	12,438	6.11	6.93	10.13
THAILAND	2,542	1,598	0.90	1,112	972	0.48	128.74	64.40
AUSTRALIA	1,421	6,921	3.89	383	3,092	1.52	271.61	123.84
SINGAPORE	115	85	0.05	118	85	0.04	(2.49)	0.00
FINLAND	42	1	0.00	-	-	-	100.00	100.00
SRI LANKA	31	56	0.03	-	-	-	100.00	100.00
OTHERS*	-	-	-	1,756	1,651	0.81	(100.00)	(100.00)
<b>TOTAL</b>	<b>180,898</b>	<b>177,743</b>	<b>100</b>	<b>215,098</b>	<b>203,634</b>	<b>100</b>	<b>(15.90)</b>	<b>(12.71)</b>

**\*OTHER DESTINATION:**

- CHILE
- INDIA
- INDONESIA
- VIETNAM

**EXPORT VALUE OF VENEER TO MAJOR DESTINATIONS**

(RM'000) : 2010 / 2009





**TABLE 6.** EXPORT OF DOWEL BY COUNTRY OF DESTINATIONS

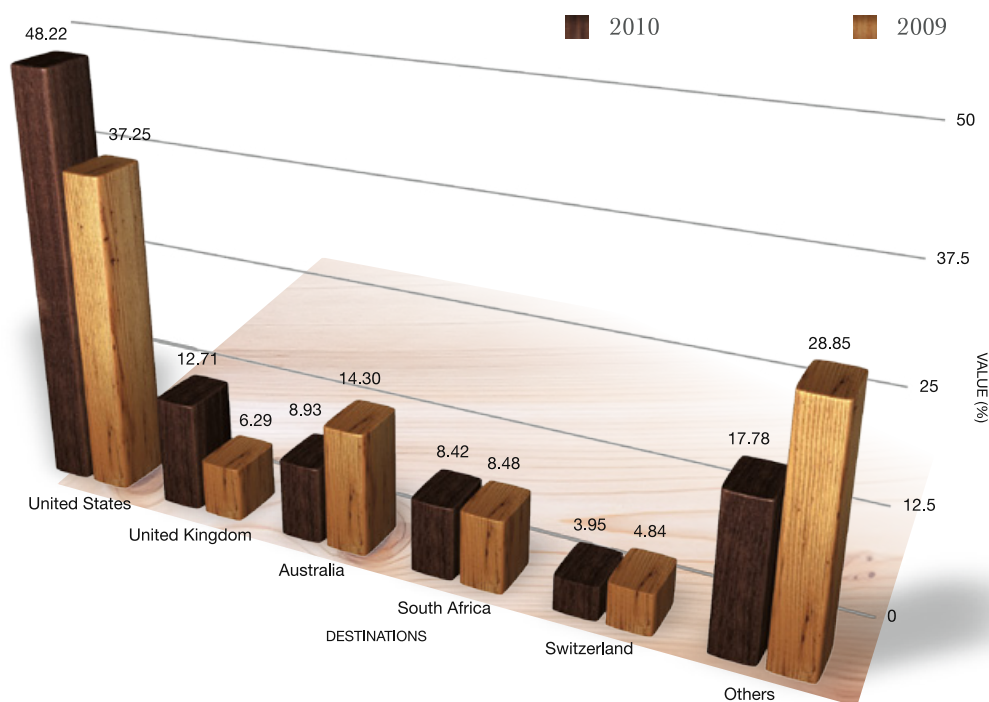
DESTINATIONS	2010 January - December			2009 January - December			% Change 2010 / 2009	
	Volume (M <sup>3</sup> )	FOB Value (RM'000)	Value %	Volume (M <sup>3</sup> )	FOB Value (RM'000)	Value %	Volume	Value
UNITED STATES	684	2,463	48.22	928	2,811	37.25	(26.29)	(12.38)
AUSTRALIA	217	456	8.93	416	1,079	14.30	(47.75)	(57.74)
UNITED KINGDOM	156	649	12.71	135	475	6.29	15.69	36.63
SOUTH AFRICA	144	430	8.42	202	640	8.48	(28.74)	(32.81)
TAIWAN	75	123	2.41	87	105	1.39	(13.10)	17.14
JAPAN	58	198	3.88	265	1,096	14.52	(78.07)	(81.93)
INDIA	53	185	3.62	75	226	2.99	(29.68)	(18.14)
SWITZERLAND	49	202	3.95	91	365	4.84	(46.55)	(44.66)
SAUDI ARABIA	47	15	0.29	-	-	-	100.00	100.00
GERMANY	34	153	3.00	78	274	3.63	(56.30)	(44.16)
OTHERS*	63	234	4.58	87	476	6.31	(27.71)	(50.84)
<b>TOTAL</b>	<b>1,581</b>	<b>5,108</b>	<b>100</b>	<b>2,364</b>	<b>7,547</b>	<b>100</b>	<b>(33.14)</b>	<b>(32.32)</b>

**\*OTHER DESTINATION:**

- BELGIUM
- CANADA
- DENMARK
- NETHERLANDS
- NORWAY
- SPAIN

**EXPORT VALUE OF DOWEL TO MAJOR DESTINATIONS**

(RM'000) : 2010 / 2009





**TABLE 7.** EXPORT OF MOULDING BY COUNTRY OF DESTINATIONS

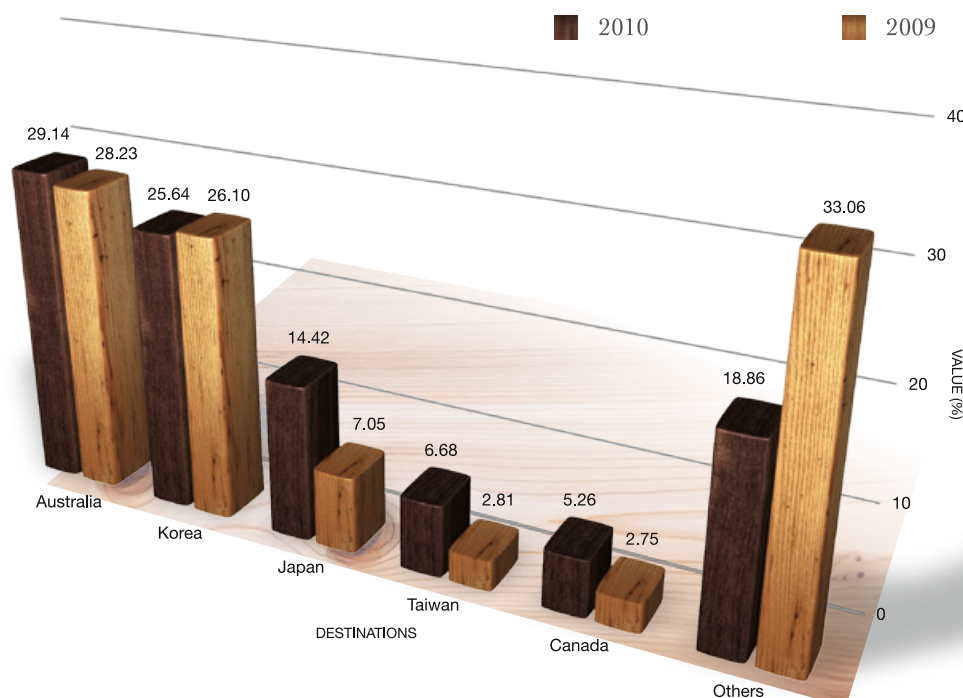
DESTINATIONS	2010 January - December			2009 January - December			% Change 2010 / 2009	
	Volume (M <sup>3</sup> )	FOB Value (RM'000)	Value %	Volume (M <sup>3</sup> )	FOB Value (RM'000)	Value %	Volume	Value
KOREA	2,959	5,099	25.64	3,172	5,713	26.10	(6.71)	(10.75)
AUSTRALIA	2,173	5,795	29.14	3,493	6,179	28.23	(37.79)	(6.21)
JAPAN	1,521	2,867	14.42	824	1,543	7.05	84.53	85.81
TAIWAN	520	1,329	6.68	276	616	2.81	88.68	115.75
CANADA	357	1,045	5.26	186	601	2.75	91.66	73.88
UNITED KINGDOM	296	711	3.58	339	805	3.68	(12.50)	(11.68)
GERMANY	236	648	3.26	432	1,508	6.89	(45.30)	(57.03)
UNITED STATES	214	763	3.84	974	2,978	13.61	(78.00)	(74.38)
SINGAPORE	151	276	1.39	24	29	0.13	521.13	851.72
SOUTH AFRICA	146	266	1.34	48	98	0.45	205.77	171.43
OTHERS*	620	1,086	5.46	715	1,817	8.30	(13.21)	(40.23)
<b>TOTAL</b>	<b>9,195</b>	<b>19,885</b>	<b>100</b>	<b>10,484</b>	<b>21,887</b>	<b>100</b>	<b>(12.29)</b>	<b>(9.15)</b>

**\*OTHER DESTINATION:**

- BANGLADESH
- BELGIUM
- CHINA
- DENMARK
- IRAQ
- ITALY
- JORDAN
- MALDIVES
- MAURITIUS
- NETHERLANDS
- POLAND
- SEYCHELLES
- SRI LANKA
- TURKEY
- UNITED ARAB EMIRATES

**EXPORT VALUE OF MOULDING TO MAJOR DESTINATIONS**

(RM'000) : 2010 / 2009



**TABLE 8.** EXPORT OF FIBREBOARD BY COUNTRY OF DESTINATIONS

DESTINATIONS	2010 January - December			2009 January - December			% Change 2010 / 2009	
	Volume (M <sup>3</sup> )	FOB Value (RM'000)	Value %	Volume (M <sup>3</sup> )	FOB Value (RM'000)	Value %	Volume	Value
JAPAN	137,500	187,847	78.87	128,088	174,596	78.06	7.35	7.59
INDONESIA	24,611	21,347	8.96	19,945	17,289	7.73	23.40	23.47
PHILIPPINES	9,655	7,836	3.29	5,093	4,660	2.08	89.57	68.15
TAIWAN	4,312	4,176	1.75	5,819	5,012	2.24	(25.91)	(16.68)
BRUNEI	3,753	3,523	1.48	2,382	1,769	0.79	57.55	99.15
CHINA	2,890	2,822	1.18	3,932	3,854	1.72	(26.49)	(26.78)
VIETNAM	2,799	2,721	1.14	6,203	4,689	2.10	(54.88)	(41.97)
SINGAPORE	1,848	1,254	0.53	858	638	0.29	115.27	96.55
INDIA	1,714	1,072	0.45	579	391	0.17	195.72	174.17
THAILAND	1,657	1,559	0.65	2,085	2,365	1.06	(20.54)	(34.08)
OTHERS*	3,597	4,012	1.68	12,704	8,420	3.76	(71.68)	(52.35)
<b>TOTAL</b>	<b>194,335</b>	<b>238,169</b>	<b>100</b>	<b>187,690</b>	<b>223,683</b>	<b>100</b>	<b>3.54</b>	<b>6.48</b>

**\*OTHER DESTINATION:**

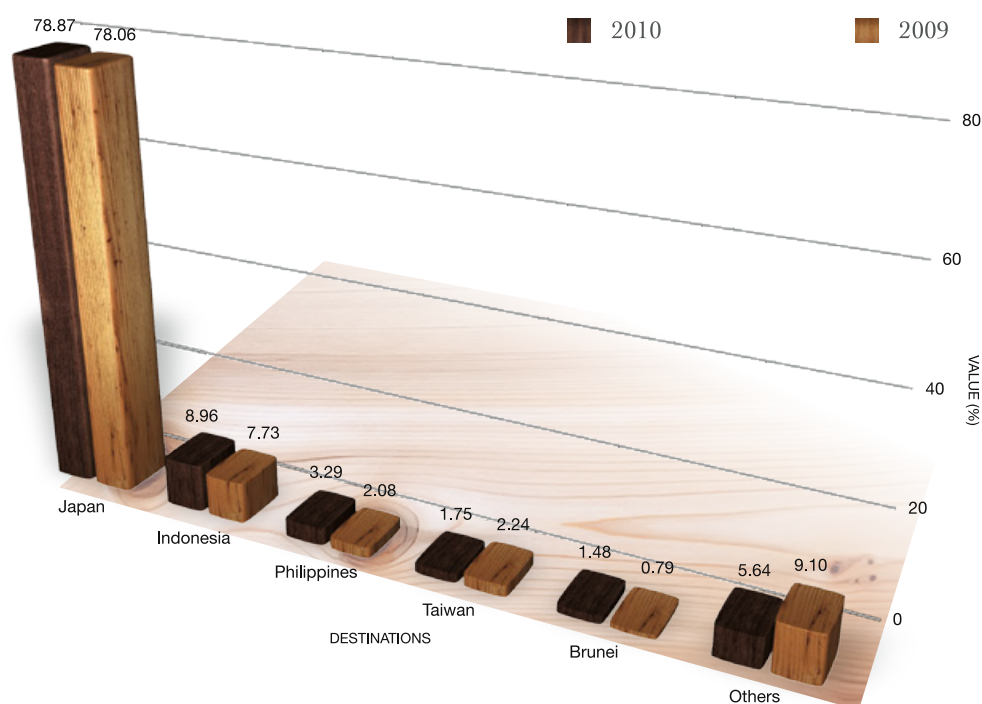
- AUSTRALIA
- EGYPT
- KOREA
- NETHERLANDS
- SOUTH AFRICA
- SRI LANKA
- UNITED ARAB EMIRATES

## Notes:

- Fibreboard include MDF and HDF

**EXPORT VALUE OF FIBREBOARD TO MAJOR DESTINATIONS**

(RM'000) : 2010 / 2009





**TABLE 9.** EXPORT OF PARTICLE BOARD BY COUNTRY OF DESTINATIONS

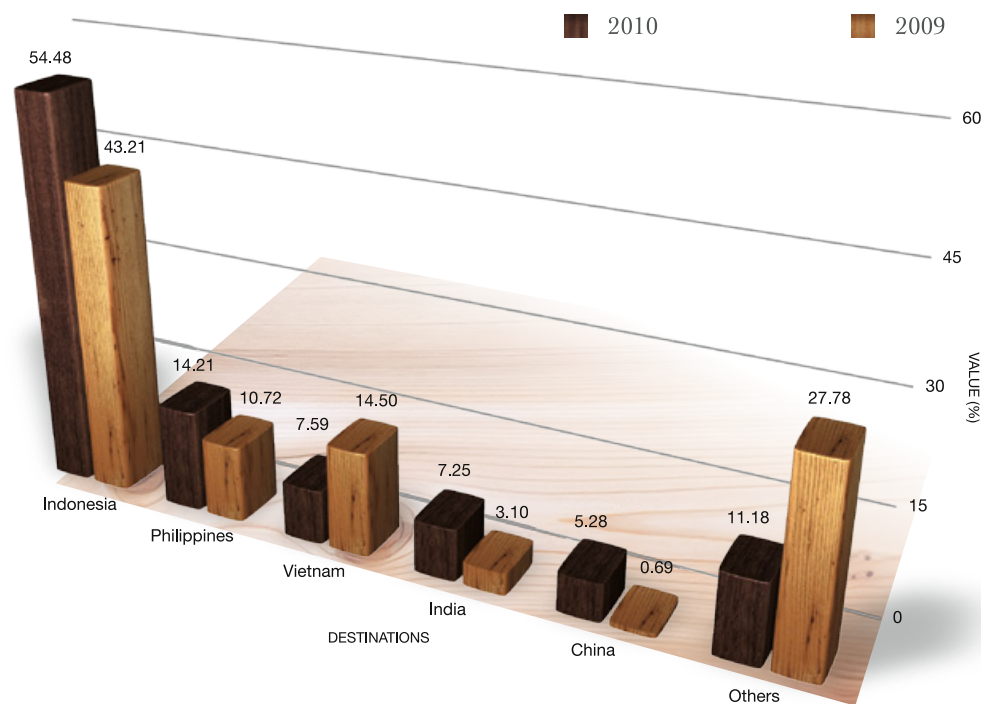
DESTINATIONS	2010 January - December			2009 January - December			% Change 2010 / 2009	
	Volume (M <sup>3</sup> )	FOB Value (RM'000)	Value %	Volume (M <sup>3</sup> )	FOB Value (RM'000)	Value %	Volume	Value
INDONESIA	45,380	20,951	54.48	21,466	10,006	43.21	111.40	109.38
PHILIPPINES	11,102	5,465	14.21	5,295	2,483	10.72	109.69	120.10
INDIA	6,636	2,788	7.25	1,638	718	3.10	305.02	288.30
VIETNAM	6,299	2,919	7.59	8,088	3,358	14.50	(22.13)	(13.07)
BANGLADESH	5,248	1,450	3.77	1,135	453	1.96	362.54	220.09
CHINA	3,506	2,030	5.28	220	160	0.69	1495.74	1168.75
KOREA	2,202	912	2.37	3,357	1,475	6.37	(34.40)	(38.17)
JAPAN	1,603	835	2.17	2,542	1,653	7.14	(36.95)	(49.49)
JORDAN	1,512	642	1.67	4,394	1,862	8.04	(65.60)	(65.52)
KENYA	400	192	0.50	45	22	0.10	797.82	772.73
OTHERS*	585	270	0.70	2,468	967	4.18	(76.28)	(72.08)
<b>TOTAL</b>	<b>84,472</b>	<b>38,454</b>	<b>100</b>	<b>50,647</b>	<b>23,157</b>	<b>100</b>	<b>66.79</b>	<b>66.06</b>

**\*OTHER DESTINATION:**

- BRUNEI
- HONG KONG
- PAKISTAN
- SINGAPORE
- SYRIA
- TAIWAN
- UNITED ARAB EMIRATES

**EXPORT VALUE OF PARTICLE BOARD TO MAJOR DESTINATIONS**

(RM'000) : 2010 / 2009



# Publication Items FOR SALE

## ORDER FORM



### Publications Catalogue:

- |  |                          |
|--|--------------------------|
| The Malaysian Grading Rules For Sawn Hardwood Timber (English) | <input type="checkbox"/> |
| Commercial Timber Species Of Sarawak (a set of 3) (English)    | <input type="checkbox"/> |
| Guide To Timber Trade, Sarawak (2010/2011)                     | <input type="checkbox"/> |
| Manual Of Sarawak Timber Species                               | <input type="checkbox"/> |
| Sarawak Log Grading Rules (English)                            | <input type="checkbox"/> |
| Timber Sample Box (English Description)                        | <input type="checkbox"/> |

To :

**Sarawak Timber Industry Development Corporation (STIDC)**

We wish to purchase the items indicated.  
Please quote us the total cost inclusive of postage and bank commission. (if any).

Name: \_\_\_\_\_

Designation: \_\_\_\_\_

Company: \_\_\_\_\_

Address: \_\_\_\_\_

Country: \_\_\_\_\_

E-mail: \_\_\_\_\_

Tel: \_\_\_\_\_

Fax: \_\_\_\_\_

Date: \_\_\_\_\_

Signature: \_\_\_\_\_

Company Stamp:



RM 25

The Malaysian Grading Rules For Sawn Hardwood Timber (English) (2009 Edition)

RM 25

Commercial Timber Species Of Sarawak (a set of 3)




RM 20

Guide To Timber Trade Sarawak (2010/2011)

RM 10

Manual Of Sarawak Timber Species (Revised Edition)



RM 5

Sarawak Log Grading Rules (SLGR) (English) (1996 Edition)

RM 40

Timber Sample Box (English Description)



### MODE OF PAYMENT

All quotation will be inclusive of airmail postage and bank commission (for overseas payment only)

Payment should be made in the form of Telegraphic Transfer to our **Maybank Current Account No. 51111 3408 936**

\* Fax to : 6082-441169 / 442691  
Email : botes@pusaka.gov.my /  
norhanb1@pusaka.gov.my






**to us,  
Nothing Should**

go to

**WASTE**



Utilizing technology and innovations for timber products are the hallmarks of STIDC's continuous pursuit of excellence for the timber industry and rightly, nothing should go to waste. In this aspect, STIDC has strived to make use of every part of the log for useful purposes and further enrich downstream industries for the benefit of the state and its people, now and for the future. STIDC firmly believes that forest resources should be optimally utilized for a sustainable future.

**PERBADANAN KEMAJUAN PERUSAHAAN KAYU SARAWAK  
Sarawak Timber Industry Development Corporation (STIDC)**

Wisma Sumber Alam, Jalan Stadium, Petra Jaya, 93050 Kuching,  
P.O. Box 194, 93702 Kuching, Sarawak, Malaysia.  
Tel: 6082-473000 Fax: 6082-442691 E-mail: [stidc@pusaka.gov.my](mailto:stidc@pusaka.gov.my)



[www.sarawaktimber.org.my](http://www.sarawaktimber.org.my)