

### RM35 BILLION STIMULUS PACKAGE THAT PROSPERS PEOPLE, BOOSTS BUSINESSES AND ENERGISES THE ECONOMY



The Ministry of International Trade and Industry (MITI) welcomes the implementation of the 40 initiatives contained in the National Economic Recovery Plan (PENJANA) announced by Prime Minister YAB Tan Sri Muhyiddin Yassin, yesterday.

Since the Government reopened almost all the economic sectors on 4 May 2020, Malaysia has made steady strides in both the health and economic fronts. The number of COVID-19 cases is at a single digit level, with little likelihood of a sudden increase. With nearly all economic sectors reopened, 83 per cent of workers have returned to work.

Nevertheless, the Government recognises that there remain challenges for businesses to restart their operations during this difficult period. In the engagements undertaken by MITI, challenges that were highlighted by the trade and industry associations, professional bodies as well as Small and Medium Enterprises (SMEs) include cash flow constraints, movement restrictions and supply chain disruption. The Government demonstrated unwavering commitment in addressing these challenges, by introducing the RM260 billion PRIHATIN stimulus packages to hasten economic rebound.

The RM35-billion stimulus package is further proof of the Government's

determination to navigate the country towards a path of accelerated economic recovery. PENJANA is an enabler to prosper people, boost businesses and energise the economy.

The extension of the 3-month Wage Subsidy Program totalling RM5 billion will secure the protection of employment of Malaysians. Amounting to RM600 per worker, it will also continue to help the industry and the SMEs cope with cash flow constraints. The introduction of the previous subsidies in the earlier packages had been well received by workers and employers having saved more than 2.2 million jobs. Now that the industry is almost fully opened, more than 12 million workers have returned to work. In view of the earlier success, the extension of this program will continue to provide relief for workers.

Workers in sectors that are hardest hit as a result of the pandemic, such as tourism, are likely to gain from this Wage Subsidy Programme. Similarly, by announcing an incentive that ranges between RM600 to RM 1000 for employers who offer job opportunities to the unemployed and industry trainees, the Government has ensured that the right benefits trickle down to these segments of the society as well.

In a move to encourage more workers to work from home, the Government has announced tax breaks for the purchase of ICT equipment. MITI views this as a crucial intervention by the Government in efforts to advance towards a digital economy. This incentive will support the private sector to remain productive and vibrant even while working from home. This will enhance the use of technology in the work process and help realise the Government's aspiration towards fostering a digital culture in our economy.

PENJANA also offers numerous advantages for key economic movers in the country, including SMEs, Mid-Tier Companies (MTCs), Social Enterprises and start-ups. It is evident that the Government is keen to respond promptly to the needs of these entities. This move will inject new dynamism in the SMEs sector which constitutes the largest job creator in the economy. This sector should also undergo a paradigm change via the use of technology and innovation including digitalization for greater efficiency and productivity.

The special financial aid totalling RM500 million to be provided through PUNB and MARA is indeed timely in efforts to strengthen Bumiputera engagement and ensure business and entrepreneurship viability.

MITI welcomes the RM10 million matching grant allocated for Social Enterprises (SEs). By definition, SEs are businesses that pursue profit models that also accord an equal emphasis on the fulfilment of social objectives, such as improving the livelihoods of the B40 or marginalised groups, or safeguarding environmental well-being. These matching grants are a step in the right direction to nurture inclusive and responsible businesses that pointedly give back to the society.

The RM100 million allocated for the National Technology and Innovation Sandbox will serve as a catalyst that enables the exponential growth of start-ups in Malaysia. This is pivotal in ensuring that Malaysia remains a preferred destination for emerging start-ups, hence, attracting technology players that could become game changers.

The new tax incentive scheme in PENJANA is expected to attract more investments and bring better high technology employment opportunities. A full 10-year tax exemption will be granted for new investments in fixed assets valued between RM300 million and RM500 million. Investments in fixed assets exceeding RM500 million will enjoy full tax exemption for 15 years. A Special Incentive Allowance for Reinvestment will be provided for the 2020 to 2021 assessment years.

These tax incentives will provide the much needed shot-in-the-arm for investment and job creation. MITI is confident that these incentives will boost both local and foreign direct investment as well as attract multinational companies to re-shore their operations to Malaysia.

The Malaysian Investment Development Authority (MIDA), an agency under MITI, will also establish a new unit, namely, the Project Acceleration and Coordination Unit (PACU) to facilitate approvals and speed up the implementation of approved manufacturing projects. The manufacturer's license approval process for non-sensitive industries will be shortened to only 2 business days.

MITI is confident that this latest recovery plan together with the easing of the movement restrictions will provide the necessary impetus to further jumpstart and revitalise the economy and ensure that we remain on the right path to full recovery.

**DATO' SERI MOHAMED AZMIN ALI**  
**SENIOR MINISTER**

**MINISTER OF INTERNATIONAL TRADE & INDUSTRY**  
**SATURDAY, 6 JUNE 2020**



KEMENTERIAN PERDAGANGAN ANTARABANGSA &amp; INDUSTRI

## PKS DIGALAKKAN UNTUK TEROKAI POTENSI HALAL SEPENUHNYA DI PERINGKAT GLOBAL

Sektor halal adalah salah satu sektor bernilai tinggi di peringkat dunia dan sedang berkembang pesat bukan sahaja di negara-negara Muslim tetapi di negara-negara bukan Muslim juga.

Di Malaysia, pada tahun 2019, nilai eksport produk halal tempatan telah dicatatkan pada RM40.2 bilion dan produk halal Malaysia mempunyai reputasi yang tinggi dan diterima baik di peringkat antarabangsa. Namun, masih terdapat banyak peluang dan ruang yang perlu diterokai Perusahaan Kecil dan Sederhana (PKS) tempatan di dalam sektor ini.

Menurut Halal Development Corporation (HDC), segmen eksport makanan dan minuman (F&B) halal telah meningkat sebanyak 10.4%, pada tahun 2019 berbanding tahun sebelumnya. Segmen F&B yang berjumlah RM22 bilion ini adalah segmen terbesar bagi eksport halal di Malaysia.

PKS tempatan mempunyai peluang menceburi pasaran halal global yang bukan sahaja merangkumi produk F&B, tetapi juga produk-produk lain seperti farmaseutikal, kosmetik, perkhidmatan kewangan, pelancongan, fesyen dan sebagainya.

China merupakan destinasi eksport produk halal Malaysia yang terbesar, mencatatkan nilai eksport berjumlah RM4.7 bilion pada tahun 2019. Diikuti Singapura, Amerika Syarikat, Jepun dan Indonesia.

Selain itu, rantau ASEAN adalah salah satu pasaran eksport halal utama Malaysia yang mencatatkan gabungan eksport halal sekitar RM12 bilion pada tahun 2019. Data-data ini menunjukkan potensi eksport di pasaran-pasaran tersebut dan wajar bagi PKS tempatan untuk mengambil peluang mengeksport ke negara-negara ini.

"Pasaran halal global menawarkan peluang yang sangat besar untuk PKS tempatan, terutamanya dalam mengeksport produk makanan ke luar negara, memandangkan sijil halal Malaysia amat terkenal dan mempunyai reputasi yang besar di peringkat dunia," kata Timbalan Menteri Perdagangan Antarabangsa dan Industri Datuk Lim Ban Hong, ketika lawatan kerja ke kilang pembuatan Kawan Food Berhad di Selangor Halal Hub, Pulau Indah semalam.

Tujuan lawatan ke Kawan Food ini adalah untuk meninjau pematuhan pihak kilang kepada Prosedur Operasi Standard (SOP) semasa Perintah Kawalan Pergerakan Fasa Pemulihan (PKPP) ini, dan mengetahui lebih mendalam mengenai gangguan rangkaian bekalan global, serta pendekatan yang diambil oleh industri dalam menjalankan perniagaan di norma baru.

Kawan Food ialah salah satu pengeluar dan pengeksport produk makanan halal yang terkemuka di Malaysia. Antara produk keluaran mereka termasuk produk sejuk beku capati, popiah dan roti. Setakat ini, Kawan Food telah mengeksport ke 42 pasaran antarabangsa dan aktiviti eksport menyumbang 60 peratus daripada pendapatan syarikat ini pada tahun lalu.

Menurut HDC, terdapat lebih daripada 200,000 PKS tempatan yang berpotensi untuk terlibat dalam penghasilan produk halal dan penting bagi syarikat-syarikat ini mendapatkan sijil halal bagi menambah nilai kepada produk-produk mereka di peringkat domestik dan global.

HDC, yang merupakan agensi di bawah Kementerian Perdagangan Antarabangsa dan Industri (MITI), memainkan peranan sebagai penyelarasi polisi dan program berkaitan dengan pembangunan industri halal di Malaysia. Manakala, Perbadanan Pembangunan Perdagangan Luar Malaysia (MATRADE) pula bertanggungjawab untuk membantu PKS-PKS tempatan mencari peluang-peluang eksport di luar negara.

"Saya ingin menggalakkan lebih banyak PKS tempatan untuk terus meneroka pasaran eksport halal yang semakin berkembang pesat serta memanfaatkan pensijilan halal Malaysia yang diiktiraf di seluruh dunia bagi memasarkan produk mereka di peringkat global," kata Datuk Lim Ban Hong.

PEJABAT TIMBALAN MENTERI PERDAGANGAN ANTARABANGSA & INDUSTRI JUMAAT, 12 JUN 2020

## INTIPATI PAKEJ penjana



MITI menyambut baik pakej **penjana** yang terdiri daripada **40 inisiatif** spesifik untuk:

Melonjakkan kapasiti perniagaan

Menjamin pekerjaan

Mewujudkan peluang-peluang perniagaan

Mempertingkatkan pelaburan di Malaysia

## INTIPATI PAKEJ penjana



Pengecualian cukai sepenuhnya selama **10 tahun** akan diberikan bagi pelaburan baharu dalam harta tetap antara **RM300 juta hingga RM500 juta**.

Manakala pelaburan dalam harta tetap **melebihi RM500 juta** akan menikmati **pengecualian cukai** sepenuhnya selama **15 tahun**.

## INTIPATI PAKEJ penjana



MIDA akan menubuhkan satu unit baharu - **Project Acceleration and Coordination Unit (PACU)**

Mempercepatkan pelaksanaan projek-projek pengilangan

Mempermudahkan kelulusan termasuk di peringkat Kerajaan Tempatan

Proses kelulusan lesen pengilang bagi industri tidak sensitif akan disingkatkan ke **2 hari bekerja**

## INTIPATI PAKEJ penjana



Syarikat tempatan layak mendapat geran padanan **Dana Strategik Pelaburan Tempatan (DISF)** untuk kali kedua bagi:

Menaiktaraf teknologi

Menembusi pasaran global melalui penyumberan luar atau *outsourcing*

Meningkatkan nilai eksport

## INTIPATI PAKEJ penjana



Galakan Khas Elaun Pelaburan Semula akan diberikan bagi tahun taksiran **2020 hingga 2021** kepada:

Sektor pembuatan

Aktiviti pertanian terpilih

## INTIPATI PAKEJ penjana



Pelanjutan tempoh 3 bulan bagi **Program Subsidi Upah** berjumlah **RM5 bilion**:

**RM600** akan diperuntukkan bagi setiap seorang pekerja

Membantu pihak industri dan PKS **menangani kekangan aliran tunai**

Pengenalan subsidi upah di **pakej stimulus terdahulu**

Diterima baik oleh pekerja dan majikan

Telah menyelamatkan lebih daripada **2.2 juta pekerja**

## FOCUS SECTOR ON INDUSTRY 4.0



- |   |   |
|---|---|
| <p><b>1</b> <b>ELECTRICAL &amp; ELECTRONICS</b></p> <p><b>2</b> <b>MACHINERY &amp; EQUIPMENT</b></p> <p><b>3</b> <b>CHEMICALS</b></p> <p><b>4</b> <b>MEDICAL DEVICES</b></p> <p><b>5</b> <b>AEROSPACE</b></p> | <p><b>6</b> <b>OTHER SECTORS</b></p> <ul style="list-style-type: none"> <li> <b>AUTOMOTIVE</b></li> <li> <b>TRANSPORT</b></li> <li> <b>TEXTILES</b></li> <li> <b>PHARMACEUTICALS</b></li> <li> <b>METAL</b></li> <li> <b>FOOD PROCESSING</b></li> <li> <b>SERVICES</b></li> </ul> |
|---|---|
- \*3+2 industries under RMK-11

*\*Under RMK-11 these sectors were identified as:*

- 3 catalytic sub-sectors (Electrical & Electronic, Machinery & Equipment and Chemicals)
- 2 high potential growth areas (Aerospace & Medical Devices)

## TAHUKAH ANDA?

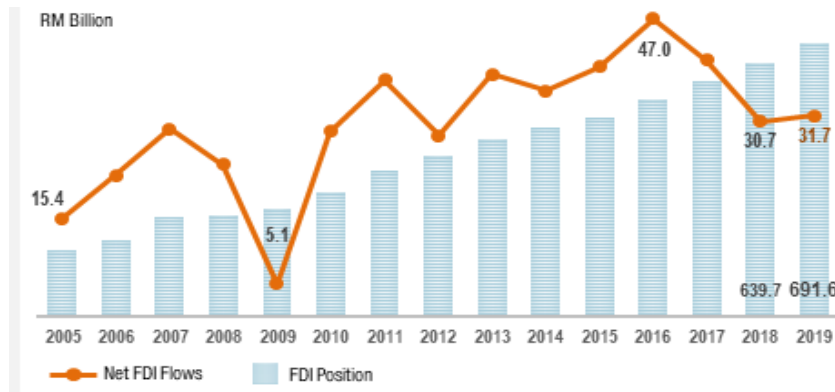


**Industri Halal dan Kewangan Islam** banyak menekankan elemen kelestarian (sustainability) dan kemakmuran bersama (shared prosperity).

Ini menjadikan kedua-dua sektor ini sektor yang bertaraf global dan bernilai tinggi.

# FOREIGN DIRECT INVESTMENT (FDI) IN MALAYSIA

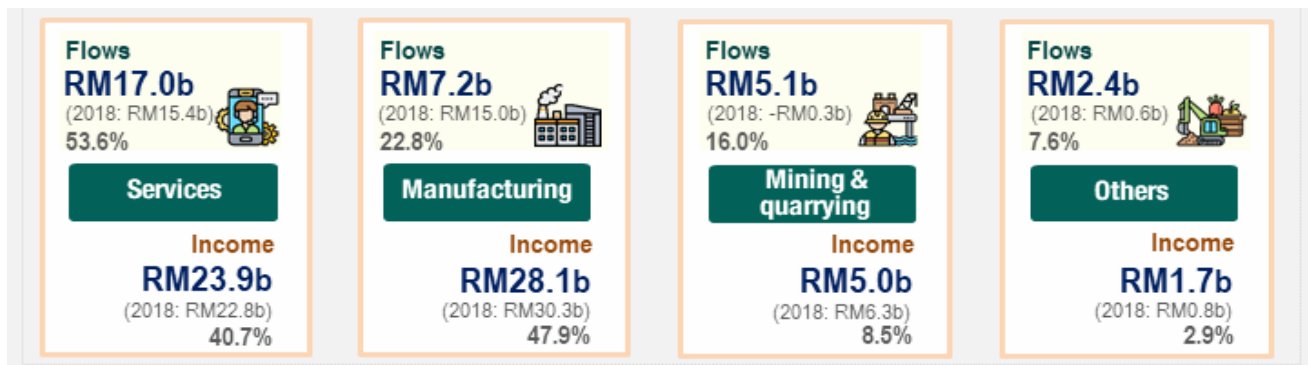
2019




## HIGHLIGHTS

“FDI Flows in Malaysia expanded to **RM31.7 billion** in 2019, supported by higher investment from Japan”

## FDI FLOWS AND INCOME BY MAIN SECTOR



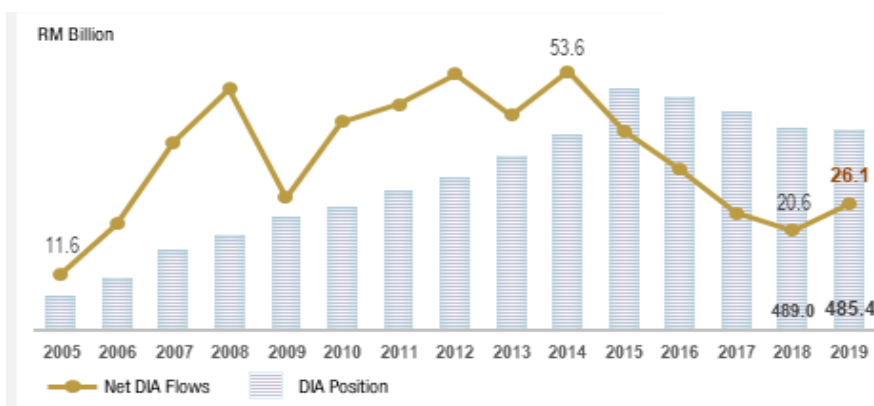
## TOP COUNTRIES FOR FDI FLOWS AND INCOME



Notes:  
 - (%) share to total 2019  
 - b refer to billion  
 - negative value due to net outflows  
 Source: Department of Statistics, Malaysia

# MALAYSIA'S DIRECT INVESTMENT ABROAD (DIA)

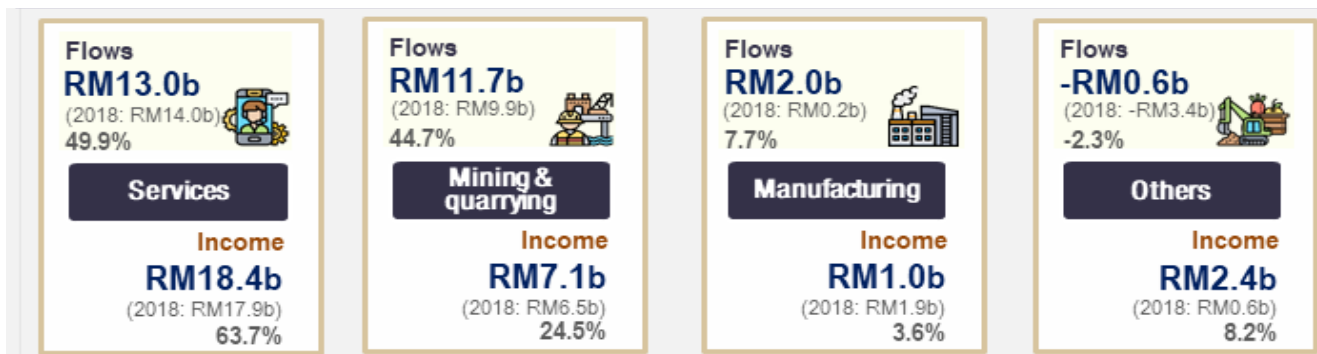
## 2019




### HIGHLIGHTS

“Malaysia’s DIA flows surged to **RM26.1 billion** in 2019, supported by higher investment in oil & gas activity”

## DIA FLOWS AND INCOME BY MAIN SECTOR



## TOP COUNTRIES FOR DIA FLOWS AND INCOME



Notes:  
 - (%) share to total 2019  
 - b refer to billion  
 - negative value due to net outflows  
 Source: Department of Statistics, Malaysia

Malaysia Statistics



# Malaysia's Manufacturing

April 2020

Malaysia's Manufacturing sales plunged by 33.0 per cent in April 2020 to register at RM75.8 billion as compared to RM113.1 billion reported in 2019.



Sales Value  
RM75.8 billion **-33.0%**



Number of Employees  
2,169,473 persons **-3.2%**



Salaries & Wages  
RM6,825.4 million **-6.2%**



Sales Value Per Employees  
RM34,918 **-30.8%**



## Performance of Sales in Manufacturing Sector

Food, Beverages  
and Tobacco




**-2.1%**

Petroleum, Chemical,  
Rubber & Plastic



**-9.8%**

Electrical &  
Electronics Products



**-39.6%**

Textile, Wearing  
Apparel, Leather  
& Footwear



**-59.7%**

Non-Metallic Mineral  
Products, Basic Metal  
& Fabricated Metal  
Products



**-67.5%**

Transport Equipment  
& Other Manufactures



**-69.5%**

Wood, Furniture,  
Paper Products  
& Printing



**-70.4%**

Note: % refer to Y-o-Y Growth  
Source: Department of Statistics, Malaysia

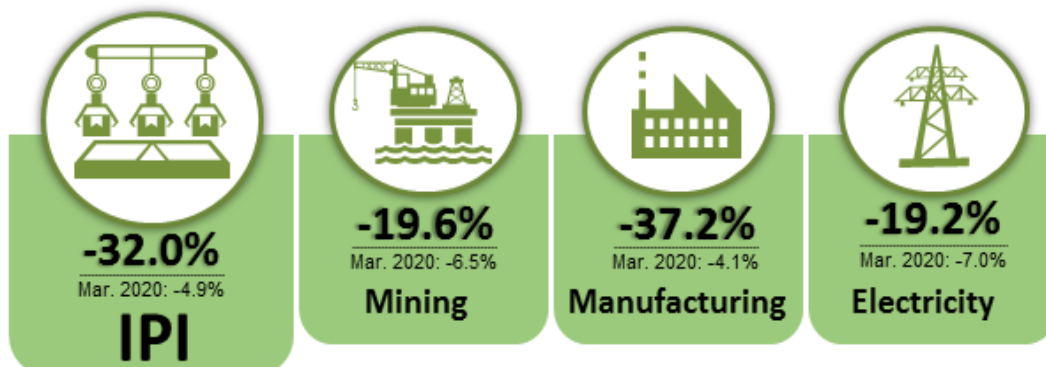




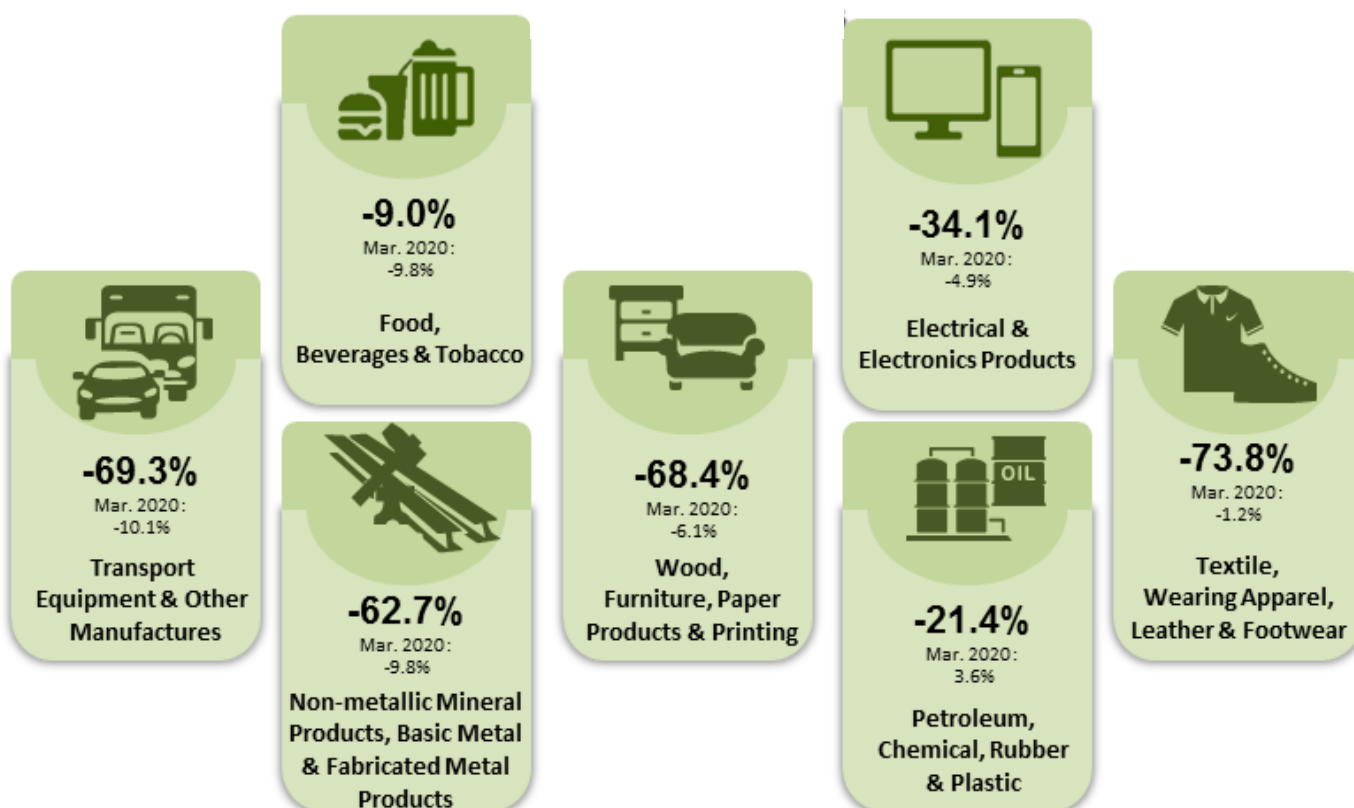
# Malaysia's Industrial Production Index (IPI)

April 2020

Malaysia's IPI slumped 32.0 per cent in April 2020



## Manufacturing Index, April 2020



## Mining Index, April 2020



Natural Gas  
**-19.0%**  
 Mar 2020: -6.0%



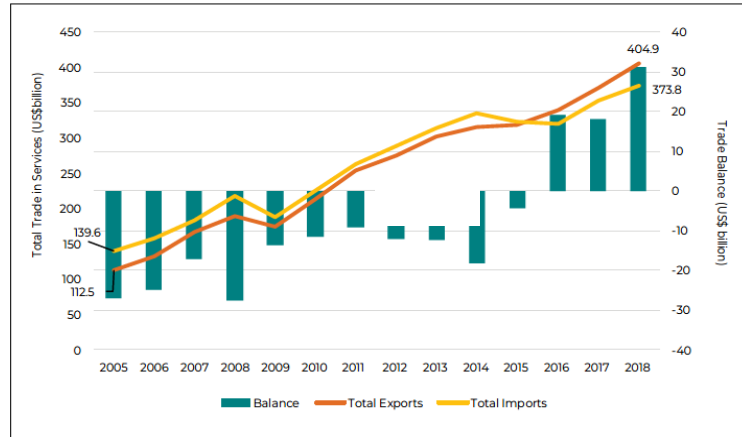
Crude oil & Condensate  
**-20.2%**  
 Mar 2020: -7.1%

Note: % refer to Y-o-Y Growth  
 Source: Department of Statistics, Malaysia

# INTERNATIONAL TRADE IN SERVICES 2019

ASEAN total trade in services has increased significantly from US\$252.2 billion in 2005 to US\$778.6 billion in 2018. Total ASEAN exports of services increased nearly fourfold from US\$112.5 billion in 2005 to US\$404.9 billion in 2018 while total ASEAN imports of services increased nearly threefold from US\$139.6 billion to US\$373.8 billion (Figure 7.9). In terms of trade balance, after experiencing a continuous trade deficit since 2005, ASEAN recorded a positive balance on trade in services starting in 2015, which reached \$31.1 billion in 2018.

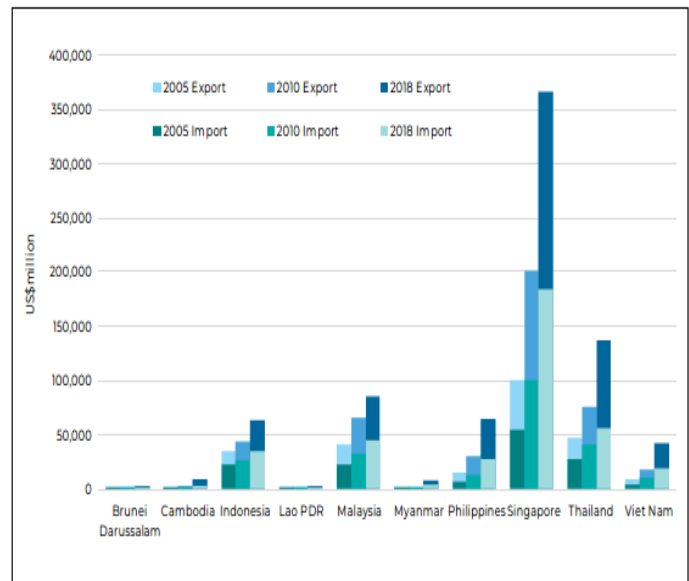
Values of exports and imports of services and trade balance (US\$ billion), ASEAN total, 2005-2018



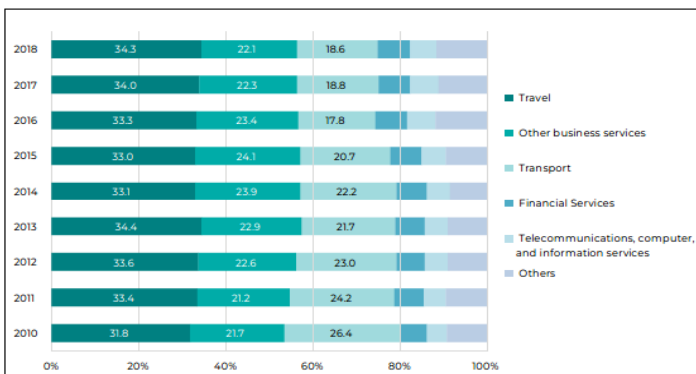
Values of intra-ASEAN exports and imports of services (US\$ billion), 2005-2018



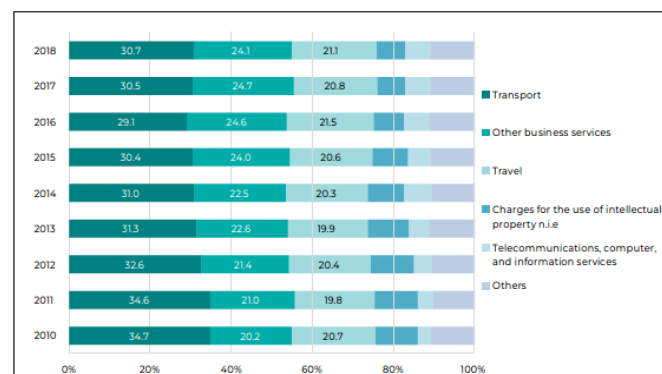
Values of exports and imports of services (US\$ million) by ASEAN Member States, 2005-2018



Shares of exports of services by broad headings (%), ASEAN total, 2010-2018



Shares of imports of services by broad headings (%), ASEAN total, 2010-2018



Source: <https://www.aseanstats.org/publication/asean-key-figures-2019/>

# WORLD TOP TRANSPORT EQUIPMENT EXPORTING COUNTRIES

Global Exports 2018: US\$2,253.0 billion ▲



1

Germany

2018: US\$361.94b

2017: US\$351.78b

▲ 2.9%

USA

2018: US\$282.55b

2017: US\$287.12b

▼ 1.6%

2



3

Japan

2018: US\$194.95b

2017: US\$184.32b

▲ 5.8%

Mexico  
2018: US\$134.80b  
2017: US\$119.03b  
▲ 13.2%

4



China  
2018: US\$133.49b  
2017: US\$118.55b  
▲ 12.6%

5



6

France

2018: US\$122.60b

2017: US\$114.63b

▲ 7.0%



7

R.O.Korea

2018: US\$90.44b

2017: US\$111.71b

▼ 19.0%



8

United Kingdom

2018: US\$85.64b

2017: US\$84.34b

▲ 1.5%



Spain

2018: US\$74.05b

2017: US\$71.08b

4.2 %

Malaysia

2018: US\$4.94b

2017: US\$4.06b

21.5 %



**Malaysia was the fourth largest exporter amongst ASEAN members after Thailand, Singapore and Indonesia in 2018**

Note: % refer to Y-o-Y Growth

Source: <https://timeseries.wto.org>



## Global trade continues nosedive, UNCTAD forecasts 20% drop in 2020

**Merchandise trade fell by 5% in the first quarter of the year and point to a 27% drop for the second quarter and a 20% annual decline for 2020.**

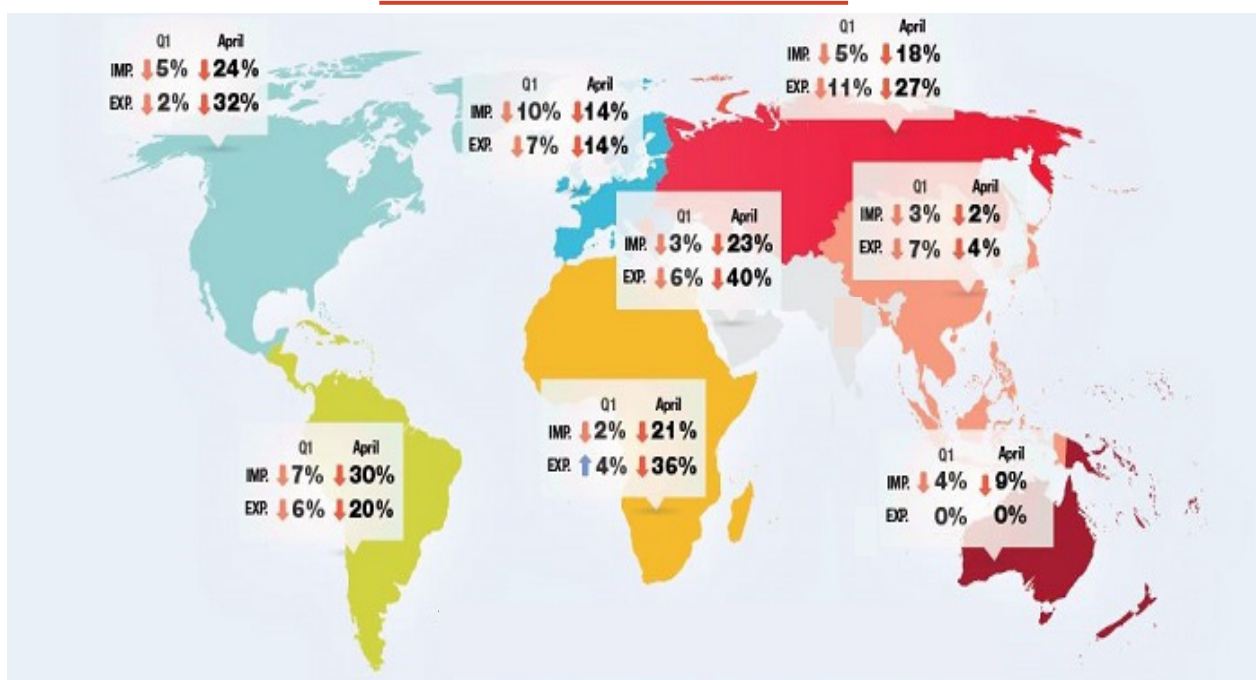
### TRADE IN GOODS IN 2020



Source: UNCTAD calculations based on national statistics.

Notes: Quarterly growth is the quarter over quarter growth rate of seasonally adjusted values. Yearly growth is the four-quarter moving average of the quarterly growth rate. Figures for Q2 2020 are estimates.

### REGIONAL TRADE IN 2020

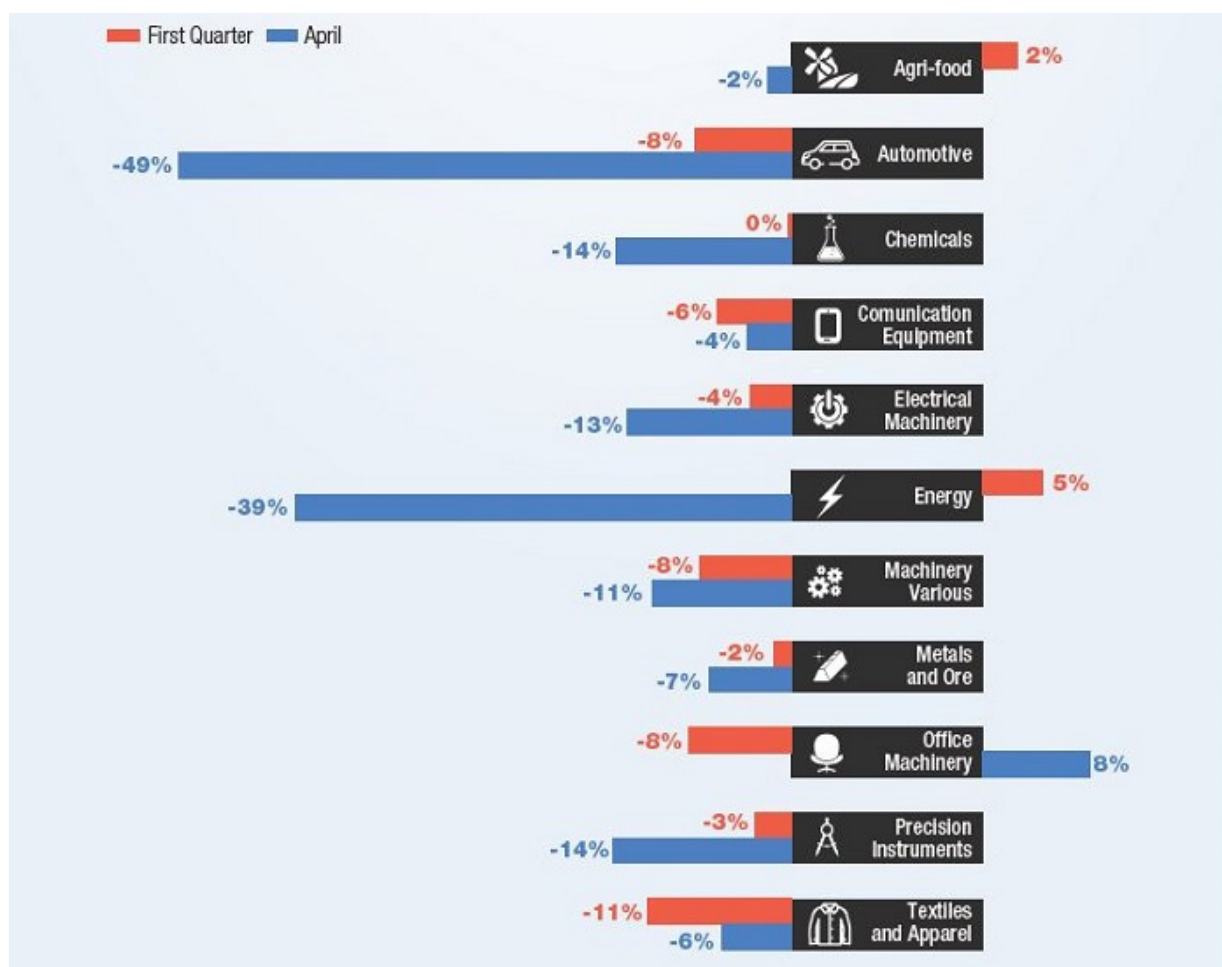


Source: UNCTAD calculations based on national statistics.

Notes: Statistics for April are preliminary and based on a limited number of countries. Data excludes intra-EU trade.

International Report

## SECTORAL TRADE IN 2020



Source: UNCTAD calculations based on national statistics.

Notes: Percentage changes in world trade are year-over-year. Changes for Q1 are estimated from HS6 digits data of China, European Union and United States, while these for April are estimated only from China and United States data. Data

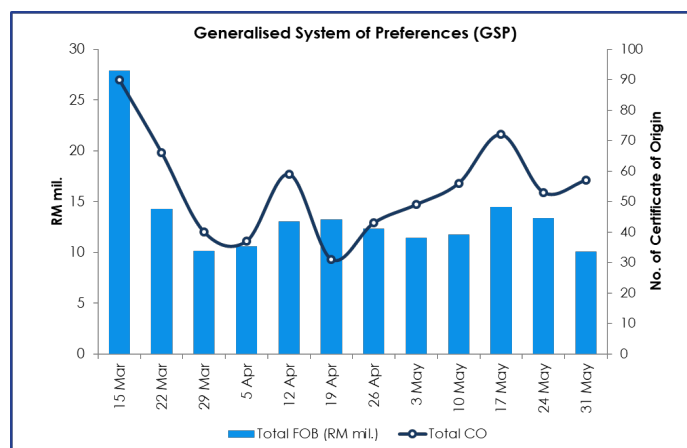
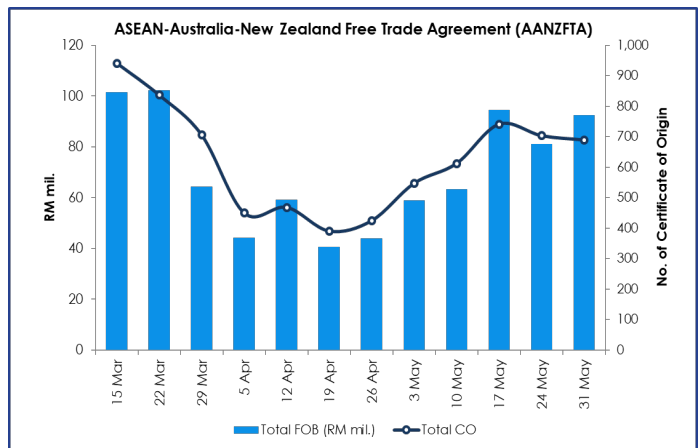
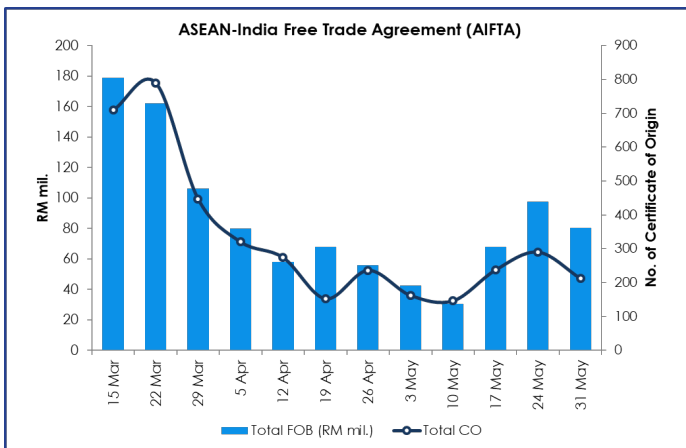
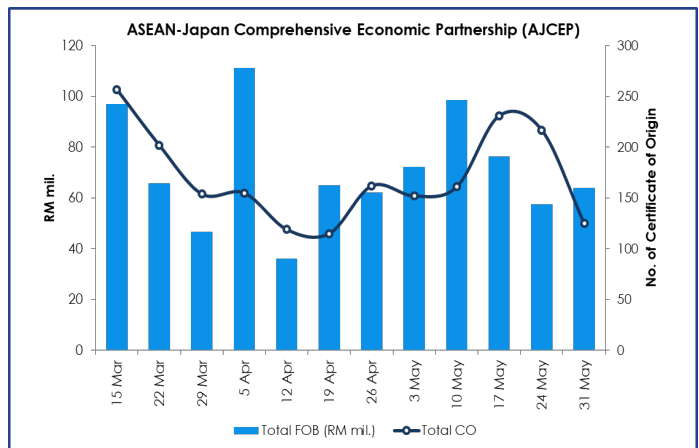
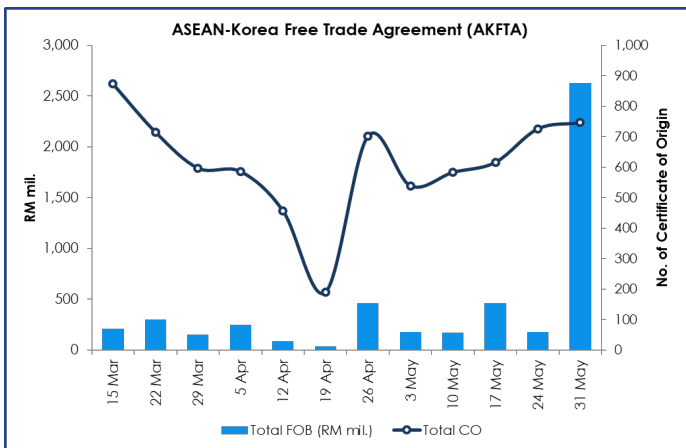
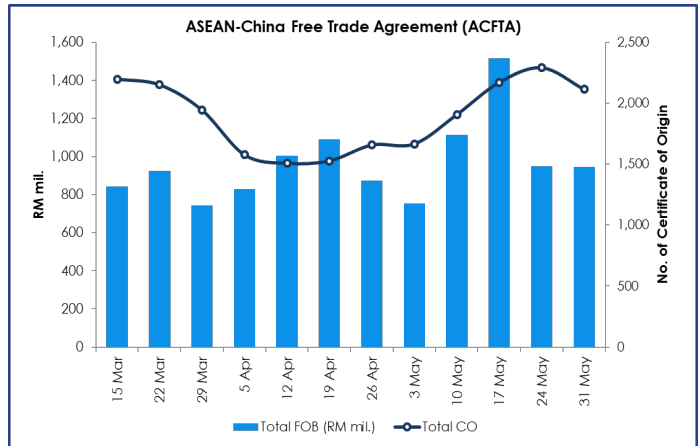
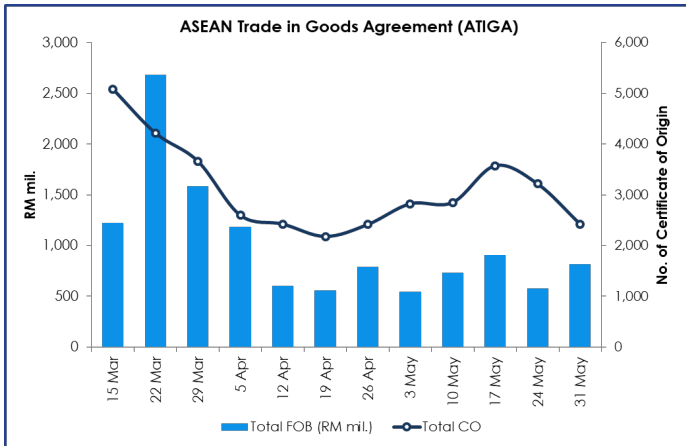
## TRADE IN MEDICAL PRODUCTS IN 2020

	China		European Union		United States		Total
	Imports	Exports	Imports	Exports	Imports	Exports	
January	3'352	4'550	1'728 ↑3%	1'821 ↑7%	3'161 ↓4%	2'340 ↑6%	13'001 ↓4%
February	↑47%	↓15%	1'477 ↓3%	2'069 ↑19%	2'936 ↓3%	2'506 ↑14%	12'938 ↑13%
March	2'030 ↑41%	3'746 ↑29%	1'945 ↑21%	2'064 ↑4%	3'092 ↓3%	2'739 ↑2%	15'616 ↑13%
April	1'613 ↑15%	12'931 ↑338%	NA	NA	5'234 ↑59%	1'861 ↓21%	21'639 ↑116%

Source: UNCTAD calculations based on national statistics.

Note: Figures are in US\$ million and percentage changes are year-over-year. Data excludes intra-EU trade.

# Number and Value of Preferential Certificates of Origin (PCOs)

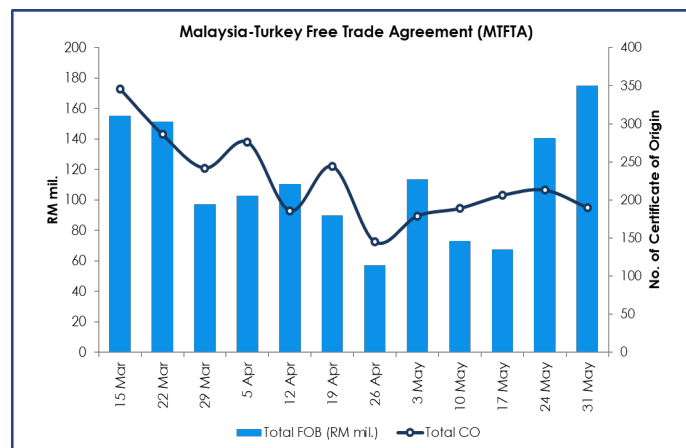
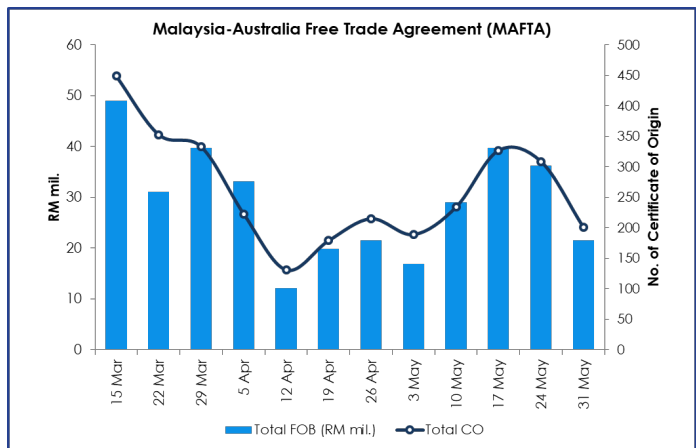
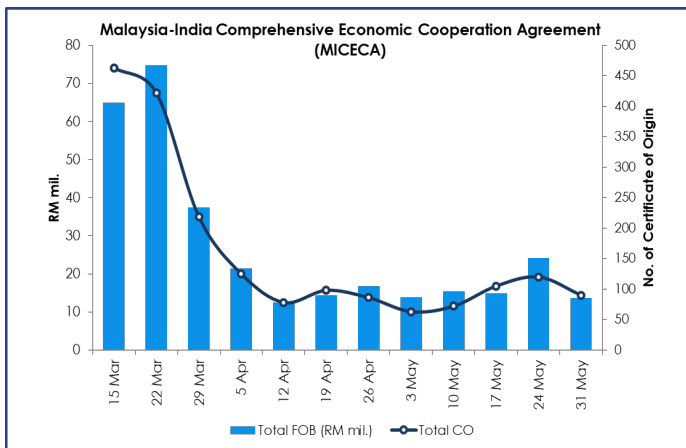
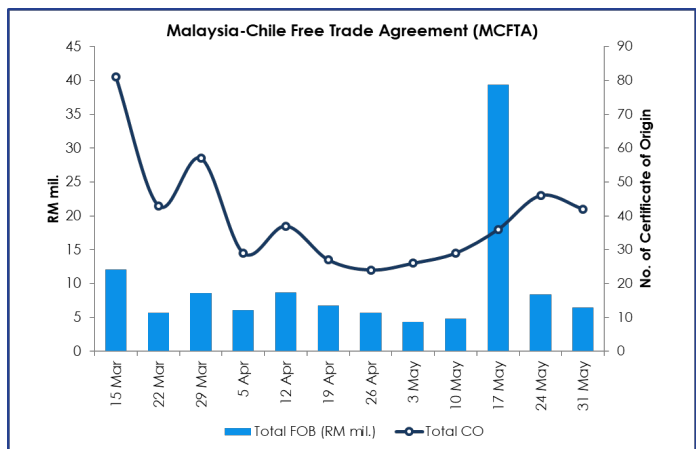
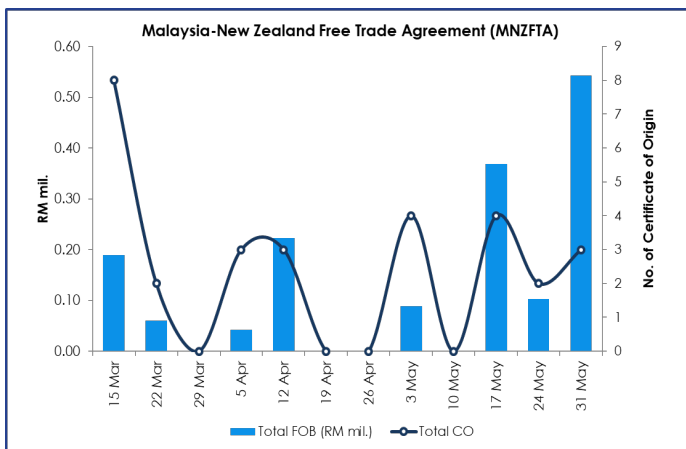
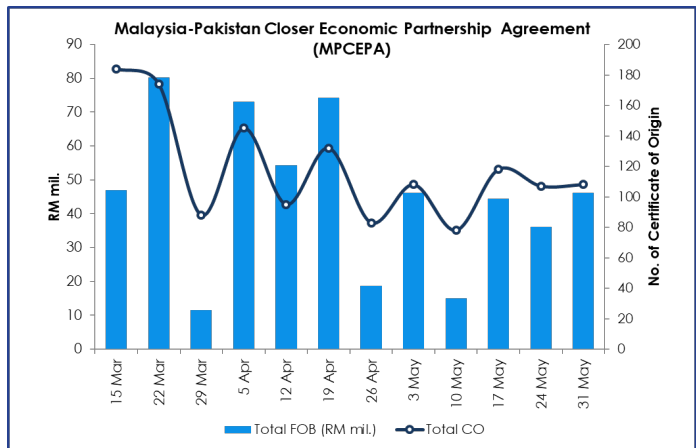
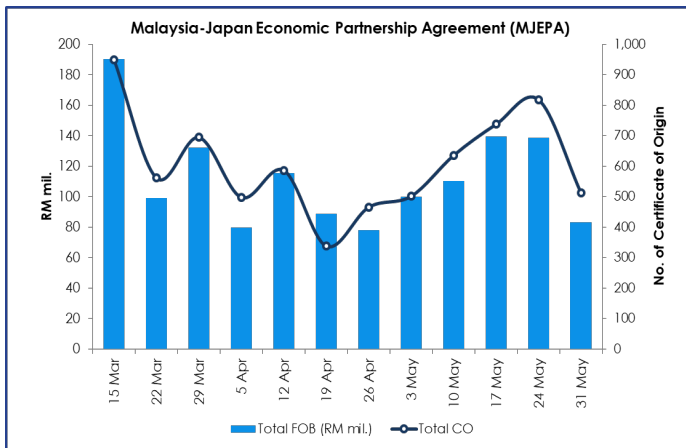


Note: The preference giving countries under the GSP scheme are Liechtenstein, the Russian Federation, Japan, Switzerland, Belarus, Kazakhstan and Norway.

Note: \*Provisional Data

Source: Ministry of International Trade and Industry, Malaysia

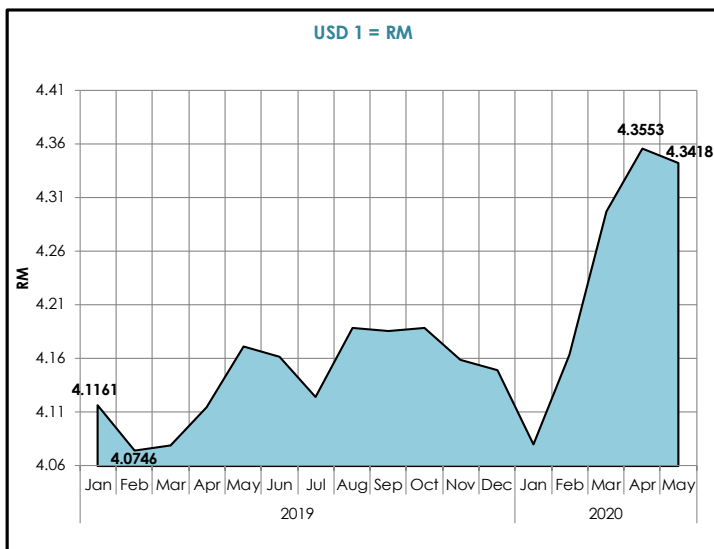
# Number and Value of Preferential Certificates of Origin (PCOs)



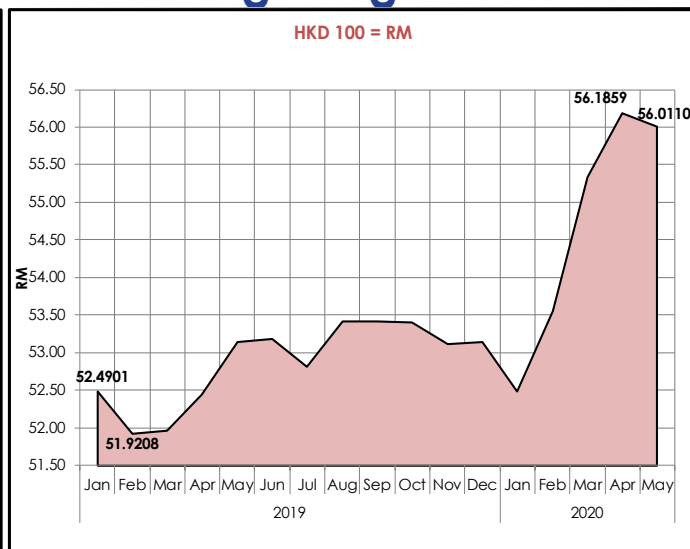
Note: \*Provisional Data  
Source: Ministry of International Trade and Industry, Malaysia

# Malaysian Ringgit Exchange Rate with Selected Countries, January 2019 - May 2020

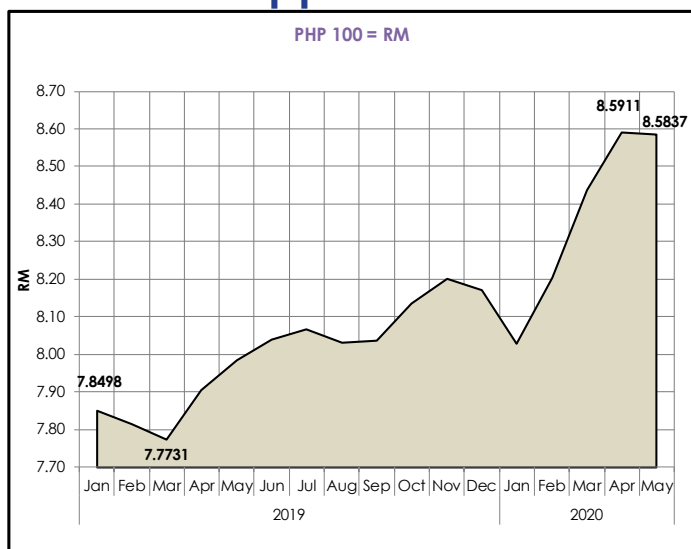
## US Dollar



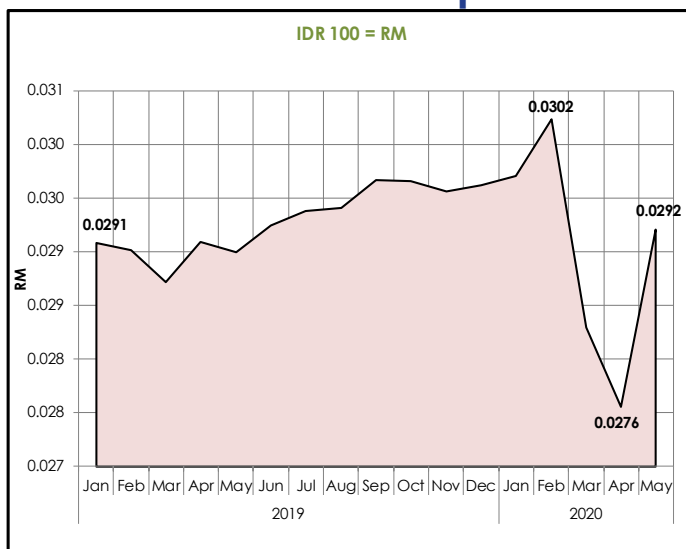
## Hong Kong Dollar



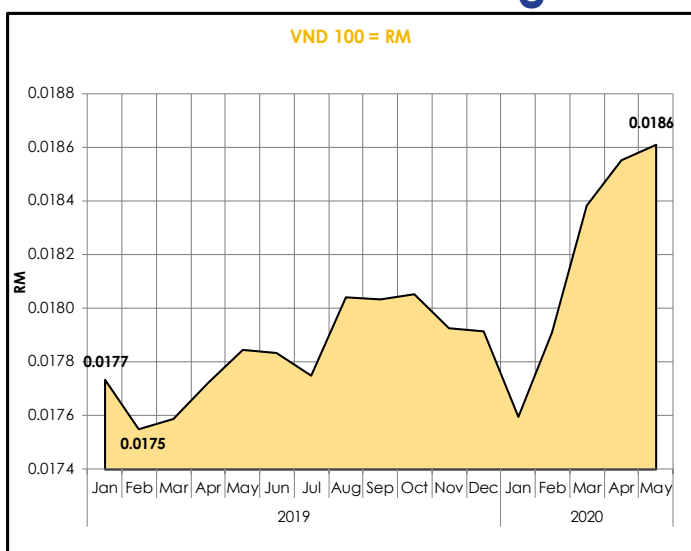
## Philippine Peso



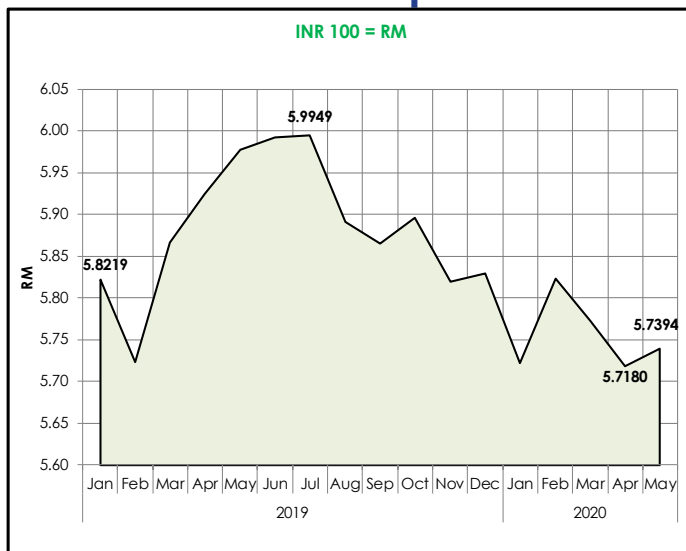
## Indonesian Rupiah



## Vietnamese Dong



## Indian Rupee



Source : Bank Negara Malaysia



# Commodity Prices

## CRUDE PETROLEUM (BRENT) -per bbl-



▼ **8.4%\***  
US\$38.7  
**12 June 2020**

Highest  
2019/2020

03 Jan 2020 : US\$68.6  
17 May 2019 : US\$72.2

24 Apr 2020 : US\$21.4  
09 Aug 2019 : US\$54.5

Lowest  
2019/2020

Average Price 2019 <sup>i</sup>: US\$64.2

## CRUDE PALM OIL -per MT-



▼ **0.1%\***  
US\$556.8  
**12 June 2020**

Highest  
2019/2020

10 Jan 2020 : US\$761.9  
27 Dec 2019 : US\$794.5

8 May 2020 : US\$473.0  
26 Jul 2019 : US\$488.5

Lowest  
2019/2020

Average Price 2019 <sup>i</sup>: US\$557.1

## RUBBER SMR 20 -per MT-



▼ **1.3%\***  
US\$1,142.5  
**12 June 2020**

Average Price 2019 <sup>i</sup>: US\$1,414.6

## COCOA SMC 2 -per MT-



▼ **5.9%\***  
US\$1,582.3  
**12 June 2020**

Average Price 2019 <sup>i</sup>: US\$1,592.4

## SUGAR -per lbs-



▼ **0.4%\***  
US\$12.0  
**12 June 2020**

Average Price 2019 <sup>i</sup>: US\$12.4

## COAL -per MT-



▼ **3.7%\***  
US\$44.5  
**12 June 2020**

Average Price 2019 <sup>i</sup>: US\$56.5

## SCRAP IRON HMS -per MT-




▼ **3.6%\*** : ▼ **3.8%\***  
US\$270.0 : US\$250.0  
(high) : (low)  
**12 June 2020**


Average Price 2019 <sup>i</sup>: US\$316.9 (high)  
Average Price 2019 <sup>i</sup>: US\$291.6 (low)

## Domestic Prices

12 June 2020



**Billets**  
(per MT)  
**RM1,700 - RM1,800**



**Steel Bars**  
(per MT)  
**RM2,000 - RM2,150**

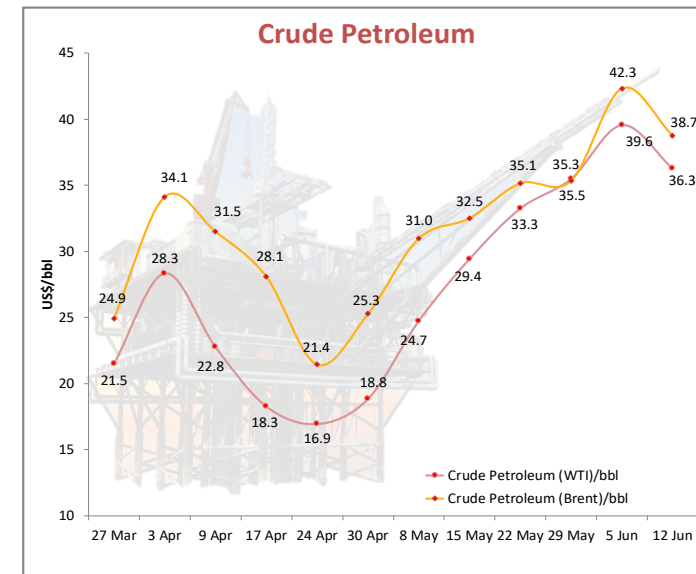
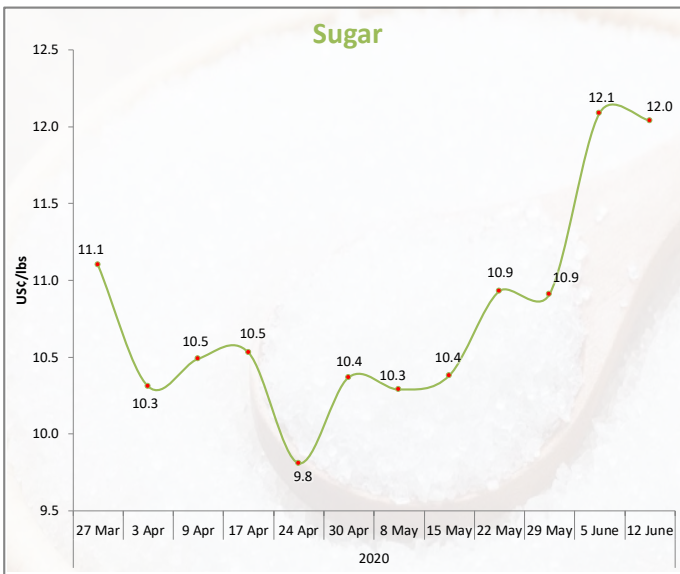
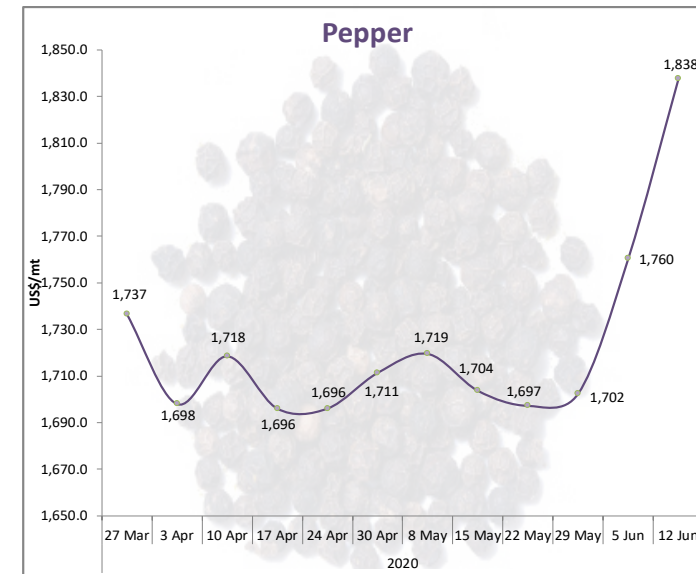
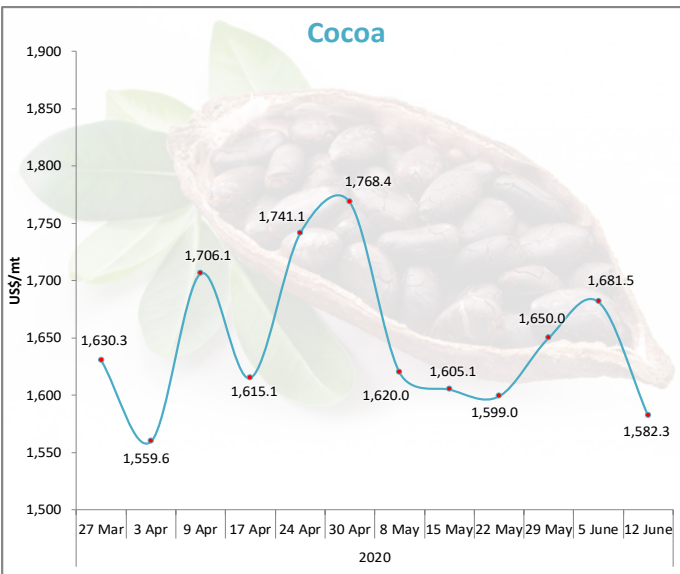
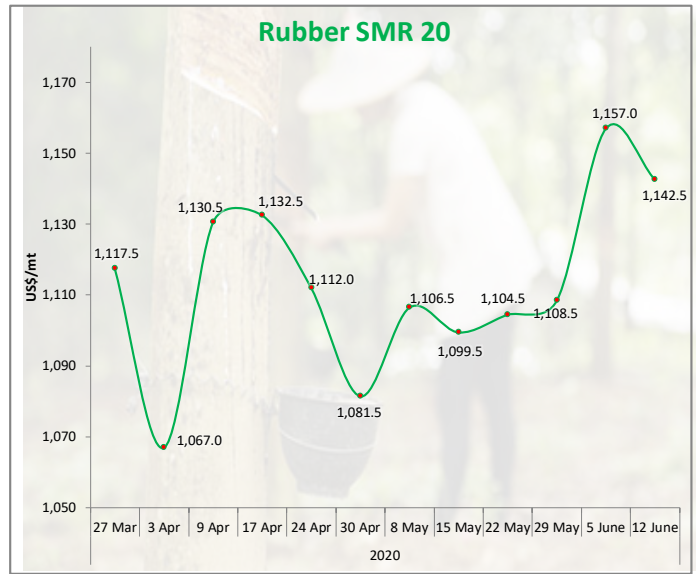
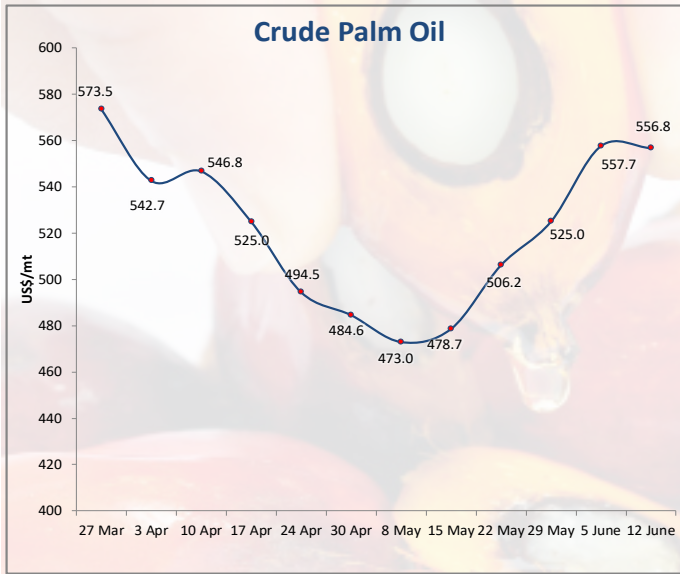
Notes: All figures have been rounded to the nearest decimal point

\* Refer to % change from the previous week's price

<sup>i</sup> Average price in the year except otherwise indicated

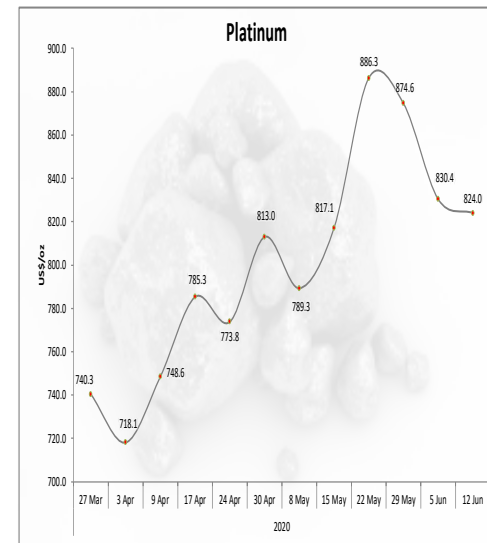
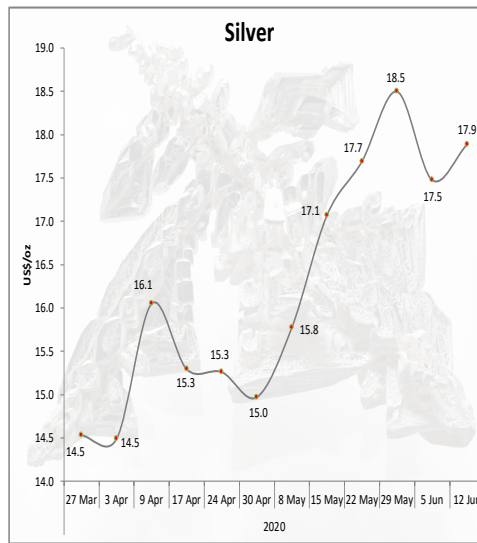
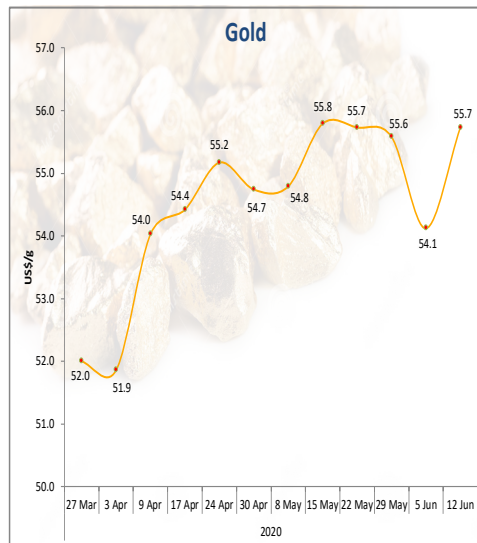
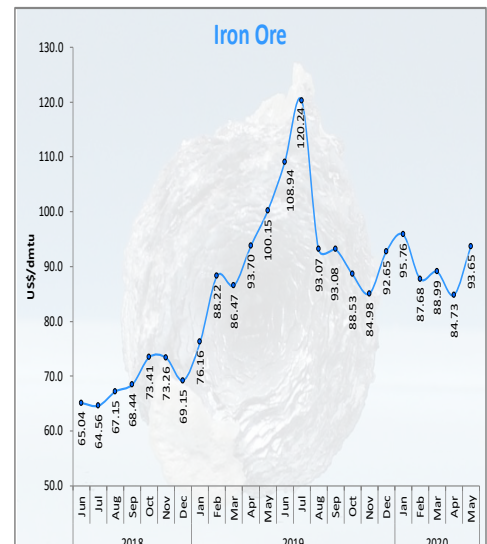
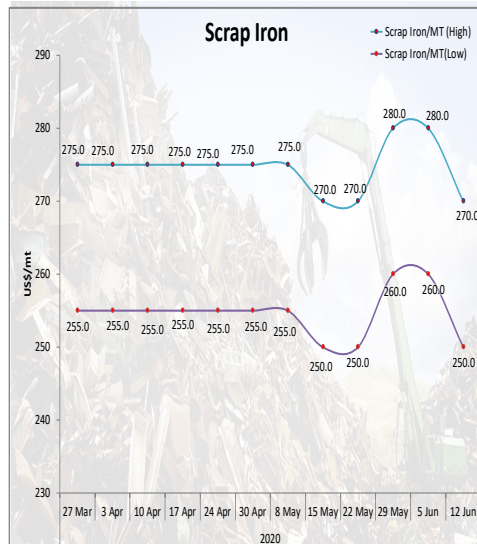
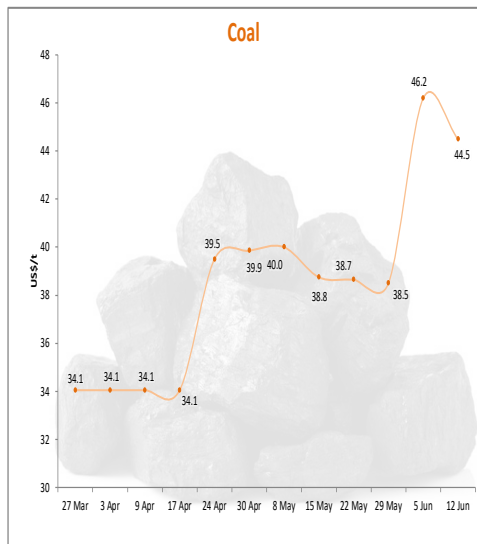
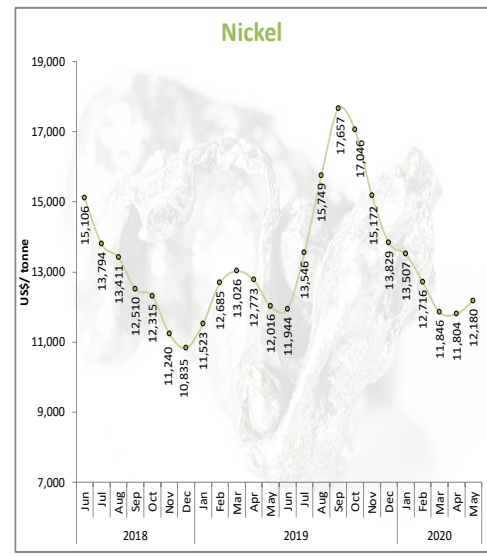
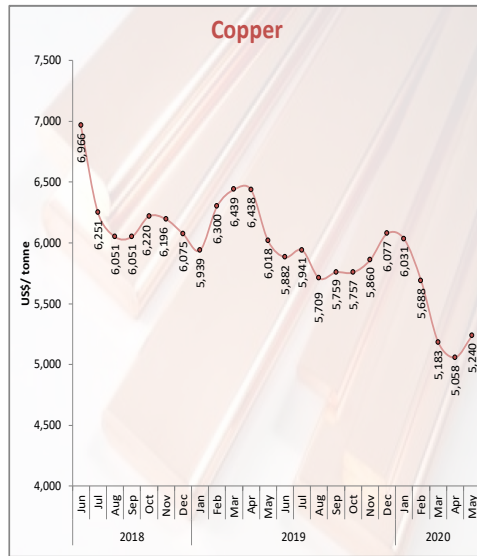
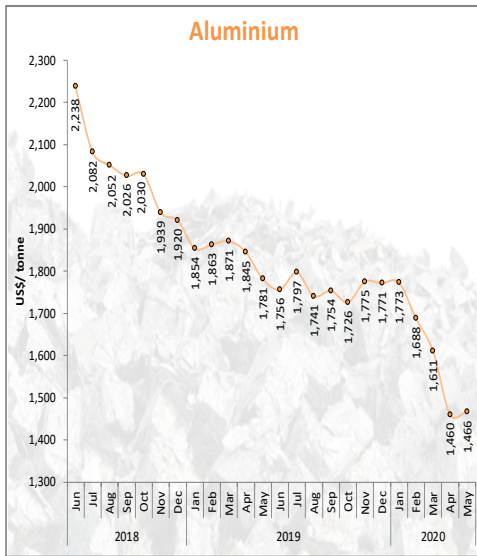
Sources: Ministry of International Trade and Industry Malaysia, Malaysian Palm Oil Board, Malaysian Rubber Board, Malaysian Cocoa Board, Malaysian Iron and Steel Industry Federation, and Bloomberg.

# Commodity Price Trends



Sources: Ministry of International Trade and Industry Malaysia, Malaysian Palm Oil Board, Malaysian Rubber Board, Malaysian Cocoa Board, Malaysian Pepper Board, Bloomberg and Czarnikow Group, World Bank, World Gold Council, The Wall Street Journal.

# Commodity Price Trends



Sources: Ministry of International Trade and Industry Malaysia, Malaysian Iron and Steel Industry Federation, Bloomberg and Czarnikow Group, World Bank, World Gold Council, The Wall Street Journal.



# INDUSTRY4WRD RELATED INCENTIVES

Having the extra capital allows SMEs to flourish and prosper. Find the suitable fund for your company.

## 01 | LOANS

### Soft Loan Scheme for Automation and Modernisation (SLSAM)

- targets manufacturing sectors
- 4.0% interest rate per annum for SMEs
- [www.midf.com.my](http://www.midf.com.my)

### Industry Digitalisation Transformation Fund (IDTF)

- targeted sectors: AI, Robotics, Automation etc.
- provides a 2% interest rate subsidy
- [www.bpmb.com.my](http://www.bpmb.com.my)

Coming Soon!

1. Intervention Fund\*
  - 70:30 matching grant up to RM500,000.
2. Industry4WRD DISF\*
  - 60:40 matching grant

\*participation in Industry4WRD RA is a prerequisite to apply

### Domestic Investment Strategic Fund (DISF)

- 50:50 matching grant to companies adopting Industry 4.0 enabling technologies
- targets manufacturing and services sectors
- [www.mida.gov.my](http://www.mida.gov.my)

## 02 | GRANTS

### Digital Transformation Acceleration Program (DTAP) Pilot Grant

- 1:1 matching grant
- targets large corporate and mid-tier companies in Malaysia
- assists companies to tap on the expertise of Digital Transformation Labs (DTL)
- [www.mdec.my](http://www.mdec.my)

### Automation Capital Allowance (Automation CA)



For Labour Intensive Industries:

- Automation CA of 200% on the first RM4 million expenditure incurred within 5 years

For other industries:

- Automation CA of 200% on the first RM2 million expenditure incurred within 5 years
- [www.mida.gov.my](http://www.mida.gov.my)

For more information, kindly click the following links:

[https://www.miti.gov.my/index.php/pages/view/industry4WRD?mid=559#tab\\_547\\_2202](https://www.miti.gov.my/index.php/pages/view/industry4WRD?mid=559#tab_547_2202)



MINISTRY OF INTERNATIONAL TRADE AND INDUSTRY

# INDUSTRY4WRD READINESS ASSESSMENT

Get your firm assessed. Be ready for Industry 4.0.

## All you need to know about Industry4WRD RA



### What is it?

Trained assessors will help you to understand your readiness for Industry 4.0 and make recommendations on where to start your transformation.

### Who is eligible?



- ✓ Manufacturing and its related services sector
- ✓ Incorporated under the Companies Act (1965/2016)/ Registration of Business Act (1956)
- ✓ Hold a valid license
- ✓ In operation for more than 3 years

### What are the benefits?



To identify areas of improvement in terms of people, process and technology.



Receive comprehensive readiness report.



Be entitled to apply for financial incentives.



## Process Flow

A FEW SIMPLE STEPS

### Incentives for RA

- 500 SMEs will be selected for free assessment.
- Others will get tax exemption on RA fees up to RM27k.



### Enquiries

- General: [i4.0@miti.gov.my](mailto:i4.0@miti.gov.my)
- RA: [industry4wrd@mpc.gov.my](mailto:industry4wrd@mpc.gov.my)



Readiness Assessment



Apply online at [www.miti.gov.my/industry4wrd](http://www.miti.gov.my/industry4wrd)



Evaluation by Committees



Onsite Assessment



Receive RA Report

Business Intervention



Develop Intervention Proposal



Apply for Financial Incentives



Implement the Intervention Plan

For more information, kindly click the following links:  
<https://www.miti.gov.my/index.php/pages/view/industry4WRD>

All you need to know...

Industry4WRD

## ANUGERAH KECEMERLANGAN INDUSTRI (AKI) 2019/2020

The closing date for entries is extended to June 30, 2020



For more information, kindly click the following links:  
<https://bit.ly/3c9KdZm>

## IMPLEMENTATION OF ELECTRONIC SIGNATURE AND SEAL THROUGH THE EPCO SYSTEM

EFFECTIVE FROM 13 APRIL 2020




For more information, kindly click the following links: [34zeWmi](https://bit.ly/34zeWmi)

## HOW COMPANY CAN CHECK THE STATUS OF ATIGA E-FORM D TRANSACTIONS IN THE ELECTRONIC PREFERENTIAL CERTIFICATE OF ORIGIN (EPCO) SYSTEM



For more information, kindly click the following links: <https://bit.ly/2KXgk2p>

## MITI Weekly Bulletin (MWB) Mobile Apps



MITI MWB APPs is now available for IOS, Android and Windows platforms. MWB APPs can be download from **Gallery of Malaysian Government Mobile APPs (GAMMA)** at the link: <http://gamma.malaysia.gov.my/#/appDetails/85>



Dear Readers,

Kindly click the link below for any comments in this issue. MWB reserves the right to edit and republish letters as reprints. <http://www.miti.gov.my/index.php/forms/form/13>